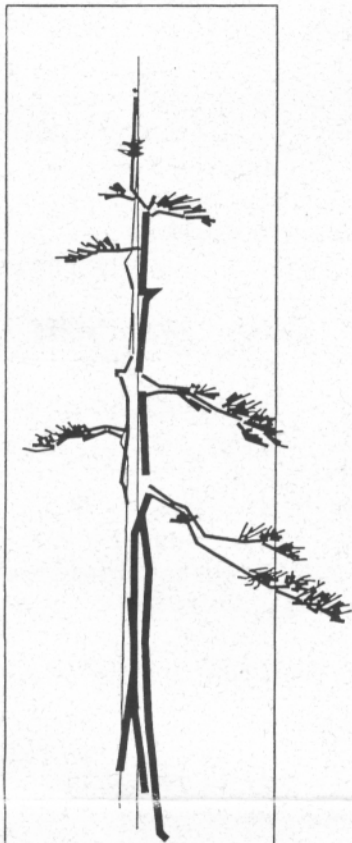


August 2005

Bonsai News



*Milwaukee
Bonsai Society*

P.O. Box 198
Brookfield, Wisconsin
53208-0198

*Information Line
414-299-9229*

AUGUST MEETING – Nursery Stock Selection

When you make a bonsai from an unstyled tree in a nursery pot, where do you start? Well, a good starting point is to choose which of the basic bonsai styles you want to make.

A program on "what to look for in nursery stock for particular bonsai styles" will be presented during the August meeting. Each style of bonsai has certain requirements that help to create the proper image of a tree in that style. Allen Koszarek will be discussing the various bonsai styles and the raw material characteristics that tell us which style we should choose for our nursery stock. It will be very informative and help to develop better trees from your nursery stock. Allen sends us the following:

Hello Bonsai Hobbyists,
At the August meeting I'm going to give a presentation on the importance of knowing the components of Bonsai. By knowing the components of the styles and finding compatible components in nursery stock or pre-bonsai material we can develop traditional bonsai sooner. It's going to be informative and fun!

See you there,
Allen Koszarek

Notice to State Fair Tree- Sitters:

Please come to the August 2 Club meeting and you will be handed

your admission ticket(s). Parking will not be included. You may park at the Park 'n' Ride at Watertown Plank and take the shuttle or find some parking closer.

See Page 3 for more information on the State Fair.

Suggestions for Club Activities?

Do you have any ideas for next year's Tuesday night meetings? Or a workshop you would like to attend? Please email me (krisziem@mac.com) or drop a note in the suggestion box at the next meeting. Thanks. Kris

2005 Club Events Calendar

August

Tues 2 – Styles: What to look for in nursery stock for a particular style

Thur 4 - Sun 14: WI State Fair

Fri 19 – Sun 21: Chicago Summer Show

September

Tues 6 – Ted Matson: Discussion and Critique/Master Class Exhibit

Sat 17 - AM Public Workshop

October

Tues 4 – Dead Tree Contest/White Elephant Sale/Preparing for Winter

AND MORE EVENTS TO
COME!!!

KRIS' KORNER

What a growing season we are having! As long as there is some water, everything is growing like a weed in the heat!

We hope you enjoyed Martha Meehan's visit! She loves to work with folks and has limitless energy. Those who came to the workshops Wednesday and Thursday evenings got a lot of super information about their trees.

State Fair is fast upon us. If you have not already signed up to bring trees or to work as a tree sitter, please contact me ASAP as it might be cutting it a little too close to do so at the Tuesday August 2 meeting (State Fair starts August 4).

Our September Club meeting will be the first opportunity for the club to see what the Masters' classes have been working on for a year. The participants will be bringing in trees for display and Ted Matson will be discussing/critiquing many of them. These are not finished trees, but works in progress. Some may still be in nursery pots. You will be able to see and discuss techniques that are being used in the classes.

Hope to see you at State Fair! Kris

Tropicals Green Sheets

The Tropicals Book "Tropical Green Sheets" was so popular, we sold out. Martha Meehan was very impressed with the book and took one back with her! We would like to put in another order, but this time we will be taking paid pre-orders. If you are interested in purchasing one of these terrific books, please bring \$35 to the next meeting, or email me at krisziemann@mac.com letting me know that you will be ordering one.

BUDDY BUCKS - What are they, anyway??

By Kris Ziemann

Buddy Bucks are points that you can accumulate when helping out at a function such as State Fair, Asian Moon, Folk Fair etc. Each 3-4 hour session earns you 1 Buddy Buck. Each Buddy Buck counts for \$3 towards the Holiday party in December. Earn 5 Buddy Bucks and your dinner and delightful evening of entertainment are paid for.

Last year's Folk Fair 2004

1 Buddy Buck

Joe Nemecek, Jerry Niemiec, Gen Molling, Tom Kerner, Jim Toepfer, Delores Day, Melba Stockhausen, Ralph Stockhausen, Marilyn McKnight, Scott Hurula, Jack Douthitt, Erskine Tucker, Tony Plicka, Jeff Moths, Camrin LaFond, Kris Ziemann, Steve Carini and Karen Kleineider

2 Buddy Bucks

Darlene Shaginaw, Ken Hahn, Sharon Schmidt and John Moore

Thanks to the following people who shared their expertise and donated their time to help out at this year's NOVICE CLASSES:

1 Buddy Buck

Ron Fortmann, Sharon Schmidt, Scott Hurula, Steve Carini, Jack Douthitt, John Moore, Pam Woythal, Tony Plicka, Camrin LaFond

+ 2,5

Your #1 Milwaukee Bonsai Source!



THE CITY GARDENER

Featuring
Bonsai and bonsai accessories

- ◆ Indoor and outdoor bonsai ◆ Pre-bonsai
- ◆ Pots ◆ Bonsai soil ◆ Wire ◆ Tools ◆ Books
- ◆ Clay miniatures and more

Plus We offer practical, easy-to-understand help in choosing and caring for your bonsai

1 Block
North of Brady Street

1814 North Farwell Avenue
Milwaukee, Wisconsin 53202
(414) 224-8224

STATE FAIR

If you will be bringing trees to State Fair, please check the drop off and pick up schedule below. Come prepared to fill out cards with the scientific name, common name and age of your tree. Trees for display must be delivered and picked up at Grace Lutheran Church.

Show #2 MILWAUKEE BONSAI SOCIETY

Check-in: Saturday Aug 6 6:30pm - 7:30pm
at the church

Pick-up: Thursday Aug 11 9:00am - 10:00am
at the church

Show #3 MILWAUKEE BONSAI SOCIETY

Check-in: Wednesday Aug 10 6:30pm - 7:30pm
at the church

Pick-up: Monday Aug 15 9:00am - 10:00am
at the church

More on the State Fair:

An open class has been added to this year's state fair. Anyone of any age or skill level may enter this class.

When bringing a tree, it is suggested to present it on a stand of some sort, even a placemat would work. Your tree should have been in your possession over 2 winters. Please make sure your tree is free of bugs.



It would be helpful for exhibitors to bring along towels, blankets, etc. for cushioning their trees and stands to make sure that there is no damage in transporting them to the fair.

Thanks to Steve Thorpe for his generous donation of trees and pots. Also, thanks to Karen Kleineider for her donation of pots to MBS. Do you have something you would like to DONATE to the club? We'd appreciate it if you could bring it to the August meeting for our raffle. THANKS!!



Tony Plicka
(414) 761-9298
Fax (414) 327-4882

NINO'S
Landscape Company

P.O. Box 510108
New Berlin WI 53151

Bonsai Supplier

❖ Specimen trees ❖ Stock material ❖ Seedlings
❖ Tools ❖ Pots ❖ Books ❖ Videos ❖ Mail Order

Now accepting VISA and MasterCard



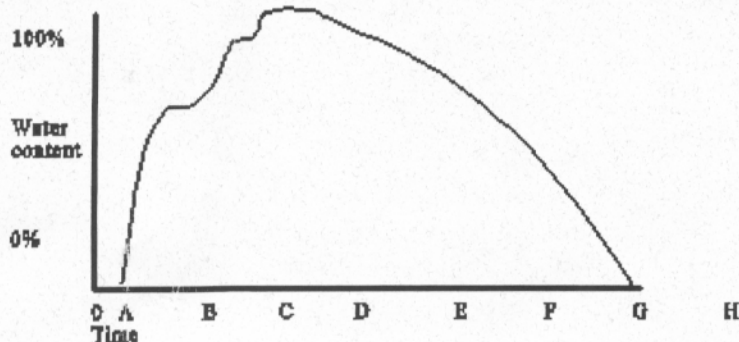
Asian Moon Festival Display

Martha Meehan styles a Chinese Hat tree at our July meeting

August Bonsai Tips - Watering Cycle

by Don Harrison (Springfield (IL) Bonsai Society)

With the onset of the summer months watering becomes one of our most important tasks and greatest concerns. Some of us pursue a daily ritual of morning watering while others set auto-sprinklers. Recently I came across some very interesting information while reading *Keep Your Bonsai Alive and Well* by Herb L. Gustafson [Sterling Press 1995] and I'll consolidate what I learned from pages 12 to 14.



Gustafson promotes the following method of watering. At Time A, water lightly with a fine mist and wait 10 to 15 minutes. Continuous watering at this point is futile because the surface tension repulsion of the dry soil particles causes the water to 'bead up' rather than being absorbed. The soil is ready for additional water in the form of a good sprinkling or soaking at Time B as surface tension has dissipated. The following time interval allows the water to dislodge dust and dissolve minerals and salts as well as to reach equilibrium between the osmotic pressure of the soil particles and the root hairs. A bonus watering at Time C will remove excess minerals and salts that would otherwise be trapped in dry soil. Times D through H relate to the stage when re-watering is required for various types of plants. The surface soil is still wet at Time D but rain forest plants need water. Water flowering plants at Time E when the surface soil is dry and lighter in color. Most conifers and deciduous plants should be watered when the pot weight has lightened at Time F. When the subsurface soil is dry and the pot feels warm, Time G, alpine or semi-arid plan should be watered. Cacti and arid plants can wait even longer until Time H.

This is a general guideline for the appropriate time to water bonsai as each plant has its own water budget. However, as a geologist I can tell you that the method of 'pre-wetting' the soil before watering and secondary watering will promote greater water absorption and aid in flushing unwanted mineral compounds and fine-grained particles from the pot.

Asian Moon Festival
Workshop Participants style a
Brazilian Raintree



How I Became an Expert* in Bonsai

or

The Top Ten Ways to Kill a Tree!

by Leon Olenick (Reprinted from the newsletter of the Nashville Bonsai Society)

Proper care of a bonsai requires balancing light, moisture, air and nutrients. Ignoring one or more of these factors can quickly lead to the demise of your bonsai.

#10 – Ignoring temperature: Air temperature affects watering and nutritional needs.

Generally the higher the temperature the more water is needed. The lower the temperature, the less nutrition is needed.

9 – Improper lighting: Too little or too much can adversely affect your tree. In Middle Tennessee, most bonsai do best with morning sun and afternoon shade.

8 – Improper fertilizing: Too little causes weakness and too much can lead to burned leaves and/or growth when the tree should be hardening off for the winter.

7 – Improper Soil pH: This is tree specific. Some trees prefer slightly acidic pH. Most do best with a neutral pH.

6 – Dumb Soil or soil that is too dense: This can lead to moisture control problems and root rot due to lack of air to the roots.

5 – Over-watering: Most trees cannot sit in water

4 – Improper pruning—roots: Chop pruning should not be done. Timing is essential for best results. The idea is to avoid fungus and root rot problems.

Improper pruning—limbs and leaves: Again timing is most important. Know your tree. Some trees do not tolerate leaf stripping.

3 – Failure to inspect and treat for pests!

2 – Forgetting to water !!

1 – Bringing your Bonsai (non tropical) into the house for winter!

* Expert as defined for this lecture is someone who has killed numerous trees utilizing various means to do so. Leon R. Olenick

What is a good nebari? (From ABS website, submitted by Jean Sher)

A surface root system worthy of the name nebari should display the following characteristics:

- Seen from the front, they should not grow directly towards the viewer.
- They should be in proportion to the width of the trunk, and in proportion to each other.
- The roots should radiate away from the trunk.
- They should not be one sided.
- They should not cross each other or the trunk.
- They should display taper.
- They should not snake their way into the soil.


Is it different based on plant types?

- In my view, the type of plant should make no difference.

Reiner Goebel
Toronto, Canada
<http://www.rgbonsai.com>



P.C. Box 198
Brookfield, WI 53008-0198
**RETURN SERVICE
REQUESTED**
Next Meeting of MBS
7PM, Tuesday, Aug 2
Grace Lutheran Church
3030 W. Oklahoma




Kris Ziemann
10932 North Wauwatosa Road
Wauwatosa WI 53097-3426

MBS Board, 2005

- Kris Ziemann – President
- Scott Hurula – 1st Vice President
- Darlene Shaginaw – 2nd Vice President
- Karen Kleineider – Treasurer
- Sharon Schmidt – Secretary
- Dr. Erskine Tucker – Board Member
- Joe Herbert – Board Member
- Allen Koszarek – Board Member
- Ron Fortmann – MABA Representative
- Jack Douthitt – Past President

Other Club Functions:

- Houston Sanders – Newsletter Editor
- Melba Stockhausen - Distribution
- Pam Woythal – Webmaster
- Joe Nemecek - Librarian
- Mary Turner - membership chairperson
- Jean Sher - telephone response



*Far off in my woods,
a cricket plays his fiddle
to an unseen mate.*

- Mary Turner