

February 2008

# Bonsai News

## President's Message

Happy new Bonsai Year  
to everyone!!

Our first MBS meeting  
of 2008 will be on  
February 5th. We will  
have an evening of  
member participation in  
Tool Sharpening and Pot  
Cleaning clinics. The  
idea of this

presentation is that  
everyone will bring in  
tools and pots to work  
on with other members.  
This is the perfect time  
to get things ready for  
the 2008 bonsai season.  
So look around and find  
those dull tools and  
dirty pots, load them in  
the car and bring them  
along to the meeting.

Let's get ready, get set  
and go for the new Year!  
See you at the meeting,  
February 2008.

### FEBRUARY

Feb 5 - CLUB MEETING  
Clinic - Pot cleaning, tool  
sharpening

### MARCH

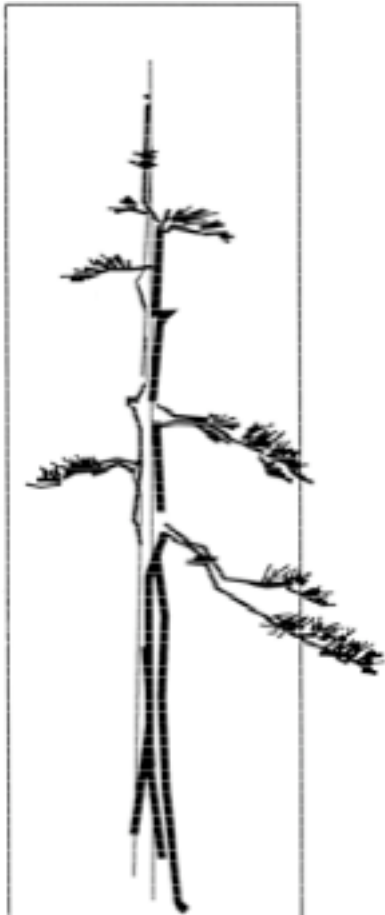
Mar 4 - CLUB MEETING  
Tropical panel of experts  
Raft planting, Foemina  
Juniper repotting  
Mar 28-30 - Ted Matson

### APRIL

Apr 1 - CLUB MEETING  
Group SLASH  
Apr 18-20 - Ted Matson

### MAY

Mar 2-4 - Weekend with  
Colin Lewis  
May 6 - CLUB MEETING  
Guest Artist: Colin Lewis  
May 10-11 - Marty  
Schmalenberg



*Milwaukee  
Bonsai Society*

*P.O. Box 198  
Brookfield, WI  
53008-0198*

*Information Line  
414-299-9229*

**NEXT MEETING**  
February 5 - 7 pm  
Grace Lutheran Church

*Jean*

# INTENSIVE STUDY WEEKEND

**MAY 2-4, 2008**

*with Colin Lewis*

This intensive weekend course is based on the course I run for the **Ho Yoku School**, and is designed to motivate as well as to educate. It also provides students with ideas for further study either as small groups or through a club.

The course is designed for **no more than twelve** students whose [level of experience is less important than their enthusiasm and desire to learn](#). Instructions concerning what to bring for each session will be sent about one month before the event.

## The program will include:

### Friday evening (7:00 - 10:00).

**1:** Introduction to the course

**2:** Outline of techniques - which to use and when; how to make them easier and more efficient; why some ways are better than others.

**3:** Techniques: Practical workshops in wiring strategy, wire selection (this is as important as teaching brushwork to a painter, or optics to a photographer).

[Some people will be rushing from work, so no trees are needed. But everyone should bring in a couple (at least) of bare, well ramified branches from something coniferous. These will be for the wiring practice, so they need to be still flexible, but not with very fine fragile shoots. Maybe someone has a frequently trimmed yew bush in their yard that can be raided? Notebooks, tools, cameras, and strong coffee.]

### Saturday (10-5, 7-10).

**1:** Techniques: Explanations and practical workshops in:

- a) Pruning branches, twigs, shoots for structure, development, ramification and maintenance;
- b) Repotting and soil requirements, root structure, root pruning for growth or for improvement;
- c) Deadwood, when and how to make good jins and sharis, when not to.

[a) Some trees that require pruning: fairly rough material, more established deciduous, junipers. Pines not so suitable.

b) Trees for repotting - perhaps a variety: same pot, from growing container into pot, from big box into training pot.... Plus pots soils (if you can get akadama and colorado lava that would be great). Probably not all trees will be repotted; this is a didactic session rather than a workshop.

c) A juniper or yew that is rough material or worse (or better for that matter) for demonstrating deadwood techniques. A butane torch.]

**2:** Aesthetics: Recognizing good bad and ugly; understanding why. Learning "design speak" - how to express and manifest your own aesthetic sensibilities. Design exercises on paper.

**3:** Group critiques of students' trees: Analyzing the image, finding fault, searching for the solutions.

[Each participant should bring the tree that excites them the most - either the best, or the one that's going to be the best. They will be critiquing each other's trees.]

### Sunday (10-5).

**1:** Practical workshops: Students will briefly present their plants to the group (either the same plant as Saturday's critique or another), stating the design problem and proposed solution. Some time will be allowed for group discussion. Students will then proceed to work on their plants under guidance.

**Sunday (10-5) (continued)**

2: Assessment: The day's work will be presented to the group and assessed by the tutor for both technical and aesthetic standards. Group discussion.

These weekends are very intensive and extremely successful in taking a group of enthusiasts to another level of ability and expectation.

[Trees for the workshop. Best select two or three and make the final decision during Saturday, based on what's been covered, eg: maybe someone might want to replant a tree based on what's been learnt in that session, or someone might switch to a yew after the deadwood session. Try to avoid bringing half a dozen plants to work on - one project is best - that way there is time for everyone to be aware of what the others are doing and learn from that also.]

**REMEMBER THAT THIS WEEKEND IS LIMITED TO 12 PARTICIPANTS. RESERVATIONS WILL BE TAKEN ON A FIRST COME, FIRST SERVED BASIS. THE MINIMUM COST OF THE WEEKEND IS \$225. THIS AMOUNT MUST BE INCLUDED WITH YOUR RESERVATION FORM. IT IS POSSIBLE THAT THE COST COULD BE A BIT MORE. AN INEXPENSIVE LOCATION IS BEING SOUGHT, BUT AT PRESENT WE DO NOT HAVE A PRICE ON THAT.**

Please bring this reservation form to the February meeting and give to Kris Ziemann or mail to:  
MBS P.O. Box 198, Brookfield, WI 53008-0198

.....

**INTENSIVE STUDY WEEKEND - Reservation Form**  
**MAY 2-4, 2008**  
*with Colin Lewis*

DATE \_\_\_\_\_

Name \_\_\_\_\_

Address \_\_\_\_\_

City \_\_\_\_\_ Zip \_\_\_\_\_

Phone # \_\_\_\_\_ please circle cell home

Check amount \_\_\_\_\_ Check # \_\_\_\_\_

Please circle beginner novice intermediate advanced

## Private / semi-private sessions

are available with Colin Lewis:

Friday May 2

Tuesday May 6

Cost is \$450 per day.

Please contact Kris 262-512-1228 if you are interested.



## Intermediate Classes



These classes are open to all MBS members who have taken the novice class or have some Bonsai experience. There will be 2 groups taught by the same Master Class students that taught last year, Pam W and Michelle Z for one group and Scott H for the other group. Each group will meet for 4 - 8 hr classes.

(For me working on my trees for 8 hrs at a time created a real shift in my comfort zone with Bonsai and the classes were FUN! - Susan L)

If you are interested in being part of the classes we will meet at 6:30 on Feb 5th before the MBS meeting at Grace Lutheran Church. We will have an organizational meeting to finalize the class registration. If you are unable to attend the meeting, please call Susan L. at 414-744-2808 or e-mail at [ashwini1890@sbcglobal.net](mailto:ashwini1890@sbcglobal.net)

## Advanced Study Group with Marty Schmalenberg

This group is open to all members of MBS ready to work at the advanced level. There are 2 openings available. The classes will be held May 10 & 11th and Aug 2 & 3rd. Each of these two weekends will consist of 2 8-hr days. With 8 students in the class the cost will be \$250 for the 2 weekends, 4 full days. If you are interested please contact Susan L at 414-744-2808 or e-mail at [ashwini1890@sbcglobal.net](mailto:ashwini1890@sbcglobal.net)





**What do you do when you get the "bonsai itch" in winter? Check out the following:**

•Curl up next to the fireplace (or heating vent) with a good book. Many bonsai books are available at local bookstores, Half-Price Books is a good source. Or check out one of the many books / magazines we have in our library. You must have your name badge with you to check anything out.

And, by the way...

\*\*\* A librarian is needed. Please see Jean S at the February 5 meeting or email [hagr8d@mac.com](mailto:hagr8d@mac.com) It doesn't take a lot of time. You just need to be somewhat organized. \*\*\*

•Go online to look at pictures of bonsai like those in your collection to see where you might want to take your own creations.

•Go online to :<http://www.bonsaichannel.com/> to view FREE self-help videos about any number of topics.



•Visit local parks to view old trees. These trees, now in their winter silhouette, are available to anyone interested in studying bonsai design. Viewing a great old deciduous tree absent it's normal crop of leaves is a wonderful way to understand fluid trunk lines, elaborate branch structure, and the overall shape of many area trees. So, should you feel a touch of "bonsai withdrawal" creeping up on you this winter, remember the bare trees are waiting for you



Who is this person??  
See page 7...

# Bonsai from your backyard

## Amur maple - *Acer ginnala*

**General information:** Amur maple has only started to attain popularity as a bonsai. It is certain to become widely used as it is an attractive, fuss-free maple. It shares the three-lobed leaves of trident maple, but is much more frost resistant. In fact, it is more tolerant of adverse conditions than most other maples. Amur maple also has its brilliant autumn coloration to recommend it. 'Durand's Dwarf' is an especially desirable cultivar for bonsai.

**Family:** Aceraceae

**Lighting:** Full sun, part sun, but part shade in midsummer and in very hot climates to prevent leaf burn.

**Temperature:** Very weather resistant - thrives in zones 3 to 8, but may be grown in somewhat hotter areas if care is taken to prevent leaf-burn or dehydration.

**Watering:** Moderate - increase watering during the summer heat, and keep fairly dry in winter.

**Feeding:** Weekly for the first month after leafing out, then every two weeks through summer. Use bonsai fertilizer or half strength plant food.

**Pruning and wiring:** *Acer ginnala* takes well to bonsai techniques. It buds back rapidly on old wood, and thus can be cut back quite hard. Its leaves will reduce to under one inch if it is defoliated once every two years in midsummer. New shoots should be pruned through the growing season. *Acer ginnala* may be wired, but like other maples, may require some protection of the bark.


**Propagation:** Cuttings, seed, air-layering.

**Repotting:** Soil tolerances include clay, loam, sand, acidic, alkaline, well-drained. Repot in early spring, before bud burst, using a fast-draining soil mix. Young trees may need to be repotted annually. Otherwise, repot every two years, but not in the same year that the tree is defoliated.

**Pests:** Amur maple is usually pest-free. Aphids infest maples, usually Norway Maple, and may be numerous at times. High populations can cause leaf drop. Another sign of heavy aphid infestation is honey dew on lower leaves and objects beneath the tree. Aphids are controlled by spraying or they may be left alone. If not sprayed, predatory insects will bring the aphid population under control. Scales are an occasional problem on maples. Perhaps the most common is cottony maple scale. The insect forms a cottony mass

on the lower sides of branches. Scales are usually controlled with horticultural oil sprays applied in spring before growth begins. Scales may also be controlled with well-timed sprays to kill the crawlers. If borers become a problem it is an indication the tree is not growing well. Controlling borers involves keeping trees healthy. Chemical controls of existing infestations are more difficult. Proper control involves identification of the borer infesting the tree then applying insecticides at the proper time.

**Diseases:** Verticillium wilt symptoms are wilting and death of branches. Infected sapwood will be stained a dark or olive green but staining can't always be found. If staining can not be found do not assume the problem is not verticillium wilt. Severely infected trees probably can't be saved. Lightly infected trees showing only a few wilted branches may be pulled through. Fertilize and prune lightly infected trees. This treatment will not cure the problem but may allow the tree to outgrow the infection. Girdling roots will cause symptoms which mimic verticillium wilt. Scorch occurs during periods of high temperatures accompanied by wind. Trees with diseased or inadequate root systems will also show scorching. When trees do not get enough water they scorch. Scorch symptoms are light brown or tan dead areas between leaf veins. The symptoms are on all parts of the tree or only on the side exposed to sun and wind. Scorching due to dry soil may be overcome by watering. If scorching is due to an inadequate or diseased root system, watering may have no effect.



---

## Milwaukee Bonsai Society Membership Form 2008

Name \_\_\_\_\_

Address \_\_\_\_\_

Phone # (home) \_\_\_\_\_ (work) \_\_\_\_\_

Email \_\_\_\_\_ Check # \_\_\_\_\_

for (circle) **Single** 1 year \$25 2 years \$48 3 years \$70

**Family** 1 year \$35 2 years \$68 3 years \$100

Please confirm your e-mail address here for your monthly online newsletter:

\_\_\_\_\_

(This e-mail address will not be shared with other parties and is for MBS Board use only.)

Do you have any hidden talents / interests that you would be willing to share with our members?  
If so, please describe:

---



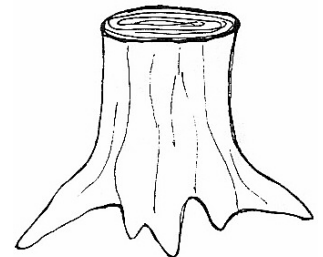
**THE CITY GARDENER**  
-Specializing in-  
**Bonsai & Bonsai Accessories**

For more info go to:  
[www.citygardener.biz](http://www.citygardener.biz)

**Alene Krieger**  
Owner

**P.O. Box 341575**  
**Milwaukee, WI 53234-1575**

Here's your chance to get answers for all your bonsai questions! Just email your question to: [Tree.Stump@yahoo.com](mailto:Tree.Stump@yahoo.com) by the 18th of the month. Your questions will be answered in the order they were received.



\*\* The picture is of Antoni Payeras from Bonsai Menorca. Looks a lot like our Scott H. !



**Tony Plicka**  
(414) 761-9298  
Fax (414) 327-4882

**NINO'S**  
Landscape Company

P.O. Box 510108  
New Berlin WI 53151

Bonsai Supplier

◆ Specimen trees ◆ Stock material ◆ Seedlings  
◆ Tools ◆ Pots ◆ Books ◆ Videos ◆ Mail Order

*Now accepting VISA and MasterCard*





P.O. Box 198  
Brookfield, WI 53008-0198  
RETURN SERVICE REQUESTED

Next Meeting of MBS  
7PM, Tuesday, February 5  
Grace Lutheran Church  
3030 W. Oklahoma

## 2008 MBS OFFICERS

The MBS Officers are:

President	Jean S
First VP	Joe H
Second VP	Allen K
Secretary	Susan C
Treasurer	Laura L
Director	Jerry N
Director	John M
Director	Michelle Z
Past Pres.	Kris Z

### Other Club Functions:

Kris Z - Newsletter Editor/Distribution  
Pam W - Webmaster  
- Librarian  
Jean S - Telephone response  
Mary T - Membership Chairperson



Winter storm has passed  
Pagoda heavy-laden  
Wind chimes now quiet