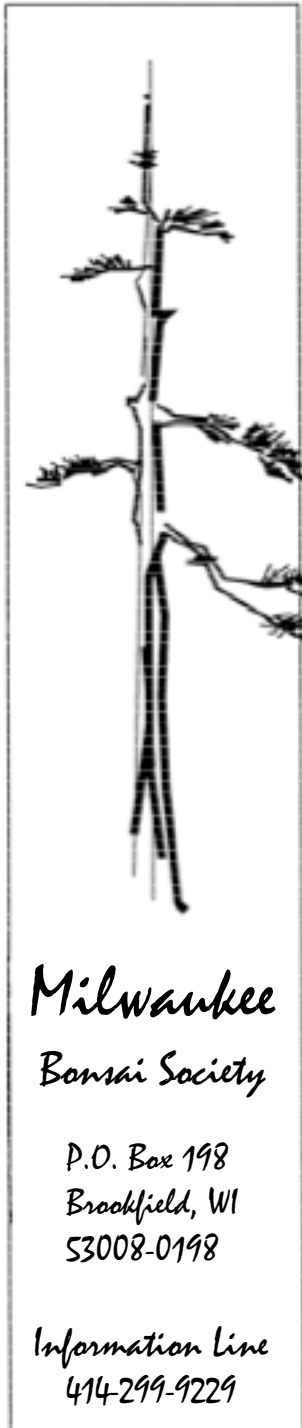


Bonsai News



*Milwaukee
Bonsai Society*

*P.O. Box 198
Brookfield, WI
53008-0198*

*Information Line
414-299-9229*

March Meeting: Hands-on Workshop

By Michelle Z

Aren't you just itching to see how your deciduous trees have made it through the winter? Well, if they are accessible, dig them out of their winter quarters and bring them to a hands-on workshop at the March 3 meeting. After a short demonstration, we will prepare our trees for the MBS Silhouette Show which is March 7th at the "Domes". (Please see the article in the February MBS newsletter).

Bring your tree, its show stand, your work turntable, a fine scissor or branchlet cutter, brush for cleaning the trunk (could be an old toothbrush), fine wire for last minute wiring, wire cutter, moss brush, protective skirt, moss, pot eraser, cut paste, etc.

We will set up a trial "display" with the club members deciding on the choices for the exhibit. You will take your trees and stands home with you on Tuesday, keep them in cold storage, then we will gather them on Friday, March 6th for set-up at the show early March 7th. This should limit exposure to the warmth and keep them dormant. If your soil is not frozen, be sure that your tree is well watered prior to pick-up. (cont. on p2)

MARCH

Mar 3 - CLUB MEETING
Silhouette workshop
Pot cleaning
Tool Sharpening
March 7 - Silhouette Show
at the Domes
March 28 - Workshop for
MBS members

APRIL

Apr 7 - CLUB MEETING
Guest Artist: Pat Cohen
Suiseki Exhibit

MAY

May 5 - CLUB MEETING
Guest Artist: Warren Hill
Exhibit flowering trees
Workshops: Warren Hill???

JUNE

June 2 - CLUB MEETING
Root Over Rock Phase 1
placing a tree on a rock
Root Over Rock Phase 2
uncover roots & transplant
Cutting Swap

JULY

July 7 - CLUB MEETING
Kusamono/Accent plants
Dressing/cleaning
wounds & cuts / Pot swap
Exhibit preparation
Sunday July 26th
Workshop - Cookout

NEXT MEETING

March 3 - 7 pm
Grace Lutheran Church

President's Message

At last, finally some relief from the icy grip of winter. I'm sure that I'm not the only one that has at some point this winter thought they must be nuts to put up with this freezing weather. Followed by a sudden thaw, along with these warmer temperatures comes rain, melting snow, and flooded outdoor tree shelters. This will test how clever you were at installing proper drainage in your cold frames and greenhouses. We can expect more ruff weather to come for sure (remember summer doesn't really seem to begin around here until mid July).

This past month I was able to spend an additional fifty hours a week with my indoor tropical trees. I thought I spent a lot of time with them before, watering before work, squirting bug spray now and then, and occasionally pruning something before bed. Now I have all day to enjoy them. This extra quality time allowed me to notice the really small details of my trees, like the leaf buds on the Chinese elms opening along with the pomegranates. They start out as a bright green ball then open up to these teeny tiny leaves, perfect in every detail. Outside, the flower buds on my Japanese apricot are starting to move away from the branches, it won't be long before that show begins. The Prunus mume blooms in late winter and has these delicate looking flowers that are highlighted by the very rough bark of the tree. This spectacular sight marks the start of another bonsai season and also gives hope of brighter tomorrows.

So, now you've read all your bonsai magazines at least three times this winter, and most of your books once, you've cleaned out all your extra pots and sharpened your tools. Lets get ready for a great year of bonsai. The Milwaukee Bonsai Society is offering classes for all levels of experience, great visiting artists, workshops, demos, shows, committees, and many other fun club activities. Participate in as many of these activities as you'd like in order to get the most out of your club experience. Remember the only mission of the Milwaukee Bonsai Society is to improve your abilities and your enjoyment of bonsai, and spread good will among men. With that, let the season begin.

- Joe H.

March Meeting: Hands-on Workshop (cont)

We are in need of accessories: stones, figurines, companion plants, scrolls, etc.—anything seasonal that you would be willing to lend to the show to make it look more finished. Please bring your items to the meeting, marked with your name, and if they are chosen, we will keep them through the show and return them to you afterward.

If you do not have a stand for your bonsai, please contact Houston S. at bonsaidiot@wi.rr.com or Michelle Z. at jackbd@mindspring.com or phone 414.228.9628, with tree dimensions and pot shape and dimensions and we will locate a stand for you to borrow for the meeting and show.

Then, plan to attend the show with your friends and family at the Mitchell Park “Domes”, **Saturday, March 7, 9-7**. Usual park admission \$5.50, \$4 for seniors who are Milwaukee County residents apply.

Transplanting Workshop March 28...

By Pam W



Are you ready to transplant your tree? A new workshop is planned that will bring experience members and new members together to repot trees. There are several important reasons why it is necessary to periodically transplant bonsai. Re-energize your tree, renew the

soil, stimulate growth, correct the nebari or simply transplant to a more suitable container.

It's free for all MBS members. To participate bring your tree, pot, soil, wire if needed, scissors, and something to work in to help keep the area clean (a black pan works great). You will also need a pail to take the old soil with you. If you do not have soil or wire some will be available for sale. If you are not a member, membership will also be available. **Meet at the church Saturday, March 28th at 9:00 till 1:00.**

IDEA BOX

Do you have suggestions for MBS programs? Workshops? Presenters?



Is there anything you would like the board to know about and feel the membership would benefit from?

If so, please contact Steve C at:

stefanoo@att.net
ph 414-837-5953
c 414-617-9162

Vendor Fees Due

Club vendors' annual fees are due for 2009. If you have already paid up, thank you. If you have not, please pay at the March meeting or your space will not be reserved.

Those of you who may vend on an infrequent basis need to let the board know in advance so that space will be made available. Please let the board know if you would be interested in advertising in various club publications.

2009 Club Inventory

This year we are due for a club inventory, the first since 2003. Many members have graciously stored Club materials at their homes due to our lack of storage space at the Church. As you are doing your spring cleaning, please make a note of any club materials that you have and report them to our club treasurer, Laura L. And thanks to all who are helping us out.

MBS LIBRARY

In order to prevent further losses of hard cover books from our library, all members will be required to show a current membership badge to the librarian.

Training and Novice Class Opportunities

We would like to define interest in two areas of training for 2009. The first possibility is to provide a half hour session prior to each club general meeting, for informal training and exchange of information their bonsai. If you are interested in learning and / or mentoring with this group, please come early (6:15 -ish) to the March meeting.

The second possibility is the scheduling of a novice class, pending sufficient interest is shown. Last year only 4 students were in the class. We would foresee a larger class to make it a more meaningful exchange of ideas and skills. If you are interested in participating in a novice class, as a student or as a mentor, please come to the March meeting early as well.

Please see Jeff at the March meeting if you are interested in either of the above opportunities.

Intermediate Class forming

These 4 eight hour classes are open to all MBS members who have taken the novice class or have some Bonsai experience. There will be one class of 12 students.

Pam W and Michelle Z will each teach 2 classes. Ron F, Houston S, Steve C. and Scott H. will instruct at 1 class each in combination with either Pam or Michelle.

If you are interested in taking these classes please call Susan L. 414-744-2808 or e-mail her at ashwini1890@sbcglobal.net



Pam W. Receives June Kelly Award 2008

June Kelly was one of the first members of the fledgling Milwaukee Bonsai Society which was formed in 1969. She was generous with her time and resources and was a big part of keeping the club on track during the early years. Sadly, she died suddenly and the leaders of the club established this award, to be given from time to time to members who demonstrate outstanding commitment to the club. The award includes a lifetime membership in MBS.

Pam W. has been an active member of the club since 1989 and currently serves as Secretary and Webmaster and is chairman of the membership subcommittee of the Board of Directors. She has previously served as director, secretary, 1st VP and president of MBS. She created and taught novice and more recently intermediate classes. She was responsible for bringing the first bonsai convention ever to Milwaukee in 1995, serving as regional co-chairman, hotel chairman, workshop co-chair, publicity chair and volunteers chairman. For this she was awarded the Standing Ovation Award from the Milwaukee Convention Bureau. She served as vice-chairman of the 2002 MABA-ABS-MBS Convention and registrar of the 2006 MABA-MBS convention. Pam has also been active on the national level in the ABS, serving as an officer from 1996-2001. She is the author of numerous articles published in the Journal of the ABS and the MBS newsletter. Congratulations, Pam!

MBS Program Advisory Board

What Is It? What Does It Do?

This committee of 3 MBS members, appointed by the president and confirmed by the Board of Directors was established following the 2002 financially successful convention to manage the convention profits for the benefit of the membership. Additional profits were added from the 2006 Convention. Monies from this fund can be used for

programs which are beyond the financial constraints of the club's treasury.

For example, when a group of 16 intermediate and advanced level members wanted to improve their skills, a class was formed in 2004, which elected Ted Matson as sensei for a 3 year commitment to regular work and study. The financial commitment for this undertaking was considerable and prohibitive for some members. The Program Advisory Board (PAB) approved this program and the fund continues to underwrite a portion of the cost of this program. Happily, a study group with Mr. Matson has continued annually up to the present. The current 18 students will meet with Ted for 3 day-long classes this year. Each individual student benefiting will "pay back" the club by passing on his/her new-found knowledge to the rest of the members.

In 2007, a group of 15 novice level members undertook a one year intermediate class consisting of 4 one day sessions with teachers elected from the 2004 Ted Matson study group. Funds underwrote some of the teaching materials which made the class an affordable value for those wishing to participate.

In 2008, intermediate students were able to participate in a special all day class with Ted Matson at a subsidized rate and most of those students found the experience extremely valuable. Hopefully, a similar experience will be available with one of the guest artists in 2009.

Any club member can make a recommendation to the PAB for a program that would benefit the entire club, but is beyond the financial constraints of the club treasury. Programs should be open to all club members, and include the idea, the logistics of setting up the program, an estimate of the costs, the likely benefits, and the identity of the program director. A simple one page request form will be available on the website soon.

Ideas can be submitted in writing to any of the 3 current PAB members who are Leo S., Houston S. and Don G

A Bonsai Close Up on Scots Pine (*Pinus sylvestris* L.: family [Pinaceae](#))

The name derives from [Latin](#) pinus via [French](#) pin (pine); in the past (pre-18th century) this species was more often known as "Scots Fir" or "Scotch Fir" (from [Danish](#) fyr), but "fir" is restricted to [Abies](#) and [Pseudotsuga](#) in modern English.

Other names sometimes used include Riga Pine and Norway Pine, and Mongolian Pine for var. *mongolica*. "Scotch Pine" is another variant of the common name, used mostly in [North America](#)

The Scots Pine is a species of [pine](#) native to [Europe](#) and [Asia](#), ranging from [Great Britain](#) and [Spain](#) east to eastern [Siberia](#), south to the [Caucasus Mountains](#), and as far north as [Lapland](#). In the north of its range, it occurs from sea level to 1000 m, while in the south of its range, it is a high altitude mountain tree, growing at 1200-2600 m altitude.

It is adapted to a wide variety of climates as indicated by its extremely large natural range. It grows in areas with an annual precipitation exceeding 1780 mm (70 in) and in areas with an annual precipitation as little as 200 mm (8 in). Scotch pine survives where winter temperatures have been recorded as low as -64° C (-83° F). In some areas it grows where the subsoil is permanently frozen. Scotch pine can also survive high temperatures, and it is found at middle altitudes.

Although this species can grow on soils with pH from 4.0 to 7.0, it grows best on soils in the 4.5 to 6.0 range.


Julian Adams is a strong advocate of Scots pine as the best possible pine for use as bonsai in our area. His well developed bonsai are worth seeing and studying. He gives a long list of reasons we should consider Scots pine for our bonsai. Here a just a few:

- **Readily available**
- **Hardy to -30° F**
- **Fast grower in ground -slow grower in bonsai cultivation** In nature, they can reach up to 25 m in height and 1 m trunk diameter and even to 35-45 m tall and 1.7 m trunk diameter and on very productive sites . Scots Pine usually lives 150 to 300 years, with the oldest recorded specimens (in Sweden) reaching over 700 years.
- **Buds back readily** When you cut back in spring to interior growth and allow the sun to penetrate, buds will easily appear.



- **Needles reduce easily with proper care.** The blue-green needles grow in pairs reaching a length of 5 cm. in nature. With good cultivation in the pot, the needle size can be reduced to about 1.5 cm. Needles last from two to four years in warmer climates, and up to nine years in subarctic regions, then the old needles turn yellow in September or October before they are shed. The buds are usually covered with drops of sticky resin.

- **Bark assumes a rough, old texture quickly.** When young bark on small branches is extremely thin and can show orange-red color. When adult the bark will vary from grey to reddish-brown forming layered plates or flakes up to 5 cm. thick, with deep fissures between plates.



- **Relatively disease-free.** Watch for attack



by saw fly larvae in early spring.

The most serious problem of Scotch pine seedlings is *Lophodermium* needlecast.


Sexual Reproduction

Scots Pine produce cones in spring with two-year old seed cone (open, brown), one-year old seed cone (green), and new seed cones (red) and pollen cones (yellow).



Male flowers

>>>



◀◀◀ Mature two-year old cone and male flowers

Male and female flowers occur on the same tree.

They appear in May with the females on the tips of the higher and more exposed branches and the males clustered together, often en masse, on the branches just below. Pollination is by wind, and fertilized female flowers take two years to become a fully-grown cone. The cones ripen in April, opening while they are still on the tree, and the tiny winged seeds, each weighing 0.005 grams, are [dispersed](#) by the wind

The seeds require a high level of light to germinate and grow, so seedlings are found in open areas and clearings; as a shade-intolerant species, Scots pine does not regenerate under its own canopy. Although germination will occur in various soil types and conditions, the preferred growing situation is on well-drained mineral soil.

Taxonomy

Over history, the Scots or Scotch Pine has been divided into many varieties based on appearance, but genetically, there are but four currently recognized. Differences in appearance within the varieties being caused by environmental rather than genetic differences.

Pinus sylvestris var. *sylvestris*. The bulk of the range, from Scotland and Spain to central Siberia.

Pinus sylvestris var. *hamata* Steven. The [Balkans](#), northern [Turkey](#) and the [Caucasus](#). Foliage more consistently glaucous all year, not becoming duller in winter; cones more frequently with a pyramidal apophysis.

Pinus sylvestris var. *mongolica* Litv. [Mongolia](#) and adjoining parts of southern Siberia and northwestern [China](#). Foliage duller green, shoots grey-green; leaves occasionally up to 12 cm long.

Pinus sylvestris var. *nevadensis* D.H.Christ. The [Sierra Nevada](#) in southern [Spain](#) and possibly other Spanish populations (not considered distinct from var. *sylvestris* by all authors). Cones often with thicker scales, but doubtfully distinguishable on morphology.

Article submitted by Houston S

Superthrive

- In response to a question in the Q & A column in Bonsai Magazine about the efficacy of Superthrive...

The respondent replied that he used mega dosages of Superthrive for a period of three months on a bonsai producing a three-year growth of rootage!

- Submitted by Joe N





P.O. Box 198
Brookfield, WI 53008-0198
RETURN SERVICE REQUESTED

Next Meeting of MBS
7PM, Tuesday, March 3
Grace Lutheran Church
3030 W Oklahoma

2009 MBS OFFICERS

President	Joe H
First VP	Jeff M
Second VP	John M
Secretary	Pam W
Treasurer	Laura L
Director	Jerry N
Director	Steve C
Director	Michelle Z
Past Pres.	Jean S



Other Club Functions:

Kris Z - Newsletter Editor/Distribution
Pam W - Webmaster
Joe N - Librarian
Pam W - Telephone response

*Tree awakes slowly
from a long, wintry slumber.
My soul wakes with it.*