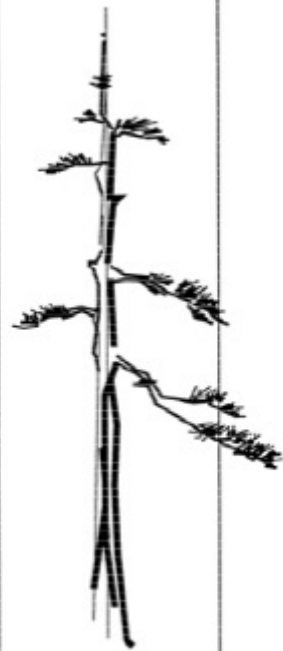


# BONSAI NEWS

December 2015



*Milwaukee  
Bonsai Society  
PO Box 240822  
Milwaukee Wi  
53224*

*Information Line  
414-299-9229*

**Renew your MBS membership now to continue taking advantage of all the great workshops, artists and meetings that MBS has to offer!! The registration form is included in this newsletter**

**There will not be a Tuesday meeting in December or January**

The newsletter will not publish a January edition but will return with a February edition. Look for more Bonsai News at the end of January

Keep your eyes open for information on registration for the Novice Class which begins February 27. Check the website for the earliest info. Info will also be in the February newsletter



**December**

*No Society Meeting*

**January**

*No Society Meeting*

**February**

Feb 13—Fairy Tale Style—Tom Longfellow

Feb 27—Novice Class\*\*

Feb 28—Silhouette Exhibit at the Domes

\*\* Members only

**You are invited...**

A new class is being offered in 2016... Bonsai Basics. This class is for those who have taken the novice class or have like experience. It is not a class for the design and styling of trees. Basic bonsai skills will cover: wiring, wiring, wiring, tool sharpening, soils, fertilizing, pot cleaning, and other goodies. This class will begin March 19. Again, watch the website and future newsletters for information on registration

# President's Message

Thank You!

This is my last message as president.

As I wrap up an incredibly rewarding and humbling two years, I want to thank everyone who has worked so hard on behalf of MBS. You've made my time serving as President so rewarding. I want to express my gratitude to the executive committee members who have helped keep MBS one of the best organizations for Bonsai in the country. Our success is tied to our ability to offer excellent programming. Sometimes, we as members take for granted the guest artists, workshops and classes put on by MBS. But it would not be possible without the hard work and organizational skills of the executive committee and all of our volunteers.

It has been a very interesting two years for me serving as your leader. I have learned that there is a group of people who are very committed to this society and the successes that we have attained over the years are due to the membership as a whole and our love of bonsai. I applaud you all. I can't believe how much we've grown in the two years I've been President! We've had our first Excellence In Bonsai event. We brought in Mauro Stemberger a world renowned artist from Italy. I also want thank our members for participating in the programs. You've made them a success. Without your support, we could not fill the workshops and we would not be able to continue bringing world-class bonsai artists to Milwaukee. .

We are also moving forward with the establishment of a public bonsai display in the Milwaukee area. We have been working with Lynden Sculpture Garden. Everyone there is very enthusiastic about having a public display at their Garden. They have been supportive in helping set up a cold storage for overwintering our trees. We have some test trees there now to see if it works. If all goes well, we could break ground next year. Thanks to Jack and Michelle for leading the charge that is making this happen sooner than anyone expected. Thanks to all the members who contributed to the fund.

I want to welcome the new Executive Committee members. Having new, talented people on the EC will insure fresh ideas and continued momentum for growing and improving Milwaukee Bonsai Society.

Thank You

**-Greg**

# Milwaukee Bonsai Society

## 2016 Membership Application



### Contact Information

Please Print:

Name(s)	
Street Address	
City ST ZIP Code	
Home Phone	
Cell/Work Phone	
E-Mail Address	

### Membership Type

New or Renewal:

- Individual 1 year \$30       Individual 2 years \$57       Individual 3 years \$84  
 Family 1 year \$42       Family 2 years \$81       Family 3 years \$120

*Overpayment of dues will be considered a donation to the club. MBS is a non-profit organization under 501(3) (c)*

### Interests

Tell us in which areas you are interested in volunteering

- Events       Administration       Other (let us know your interest)  
 Fundraising       Newsletter production  
 Tree Exhibiting/Sitting       Volunteer coordination

### Payment

Please make your check or money order payable to: **Milwaukee Bonsai Society**


Mail to:

Milwaukee Bonsai Society  
P.O. Box 240822  
Milwaukee, WI 53224

### Our Policy

This information will not be published or otherwise distributed to the public and is for MBS Board members only. MBS membership applications are also accepted at monthly meetings, which the public is always invited.

Thank you for completing this application form and for your interest in joining and volunteering with us.



# Pruning Tips to Achieve Age

*Quiet Crow Bonsai is a collection of articles, essays, and views for bonsai artist, devotees and supporters.*  
[www.QuietCrowBonsai.com](http://www.QuietCrowBonsai.com)

Consider some common characteristics of old trees that I mentioned before in **aesthetic pruning**.

- Wide spreading as opposed to growing mostly upwards
- Open spaces where branches have been shaded out
- Smaller annual growth of branches
- Thicker branches towards the center of the tree
- Movement in branches instead of long straight

This article will explore how to achieve the look of age by pruning.

**Wide spreading** Begin by pruning out branches that are growing in directions other than “spreading out” such as:

- Branches growing up into other branches from below
- Branches growing backward toward the trunk
- Branches growing straight down

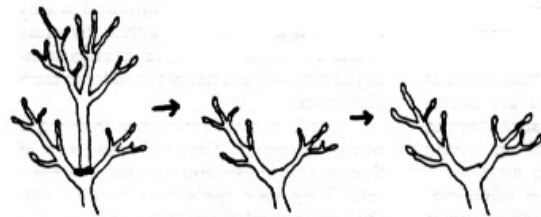
This simple process of removing these less than ideal branches can help you guide your bonsai into a more aesthetically pleasing shape.

**Open spaces:** Establish alternate branching. If you have two parallel branches rather close together, it may look better to remove one. If you have three parallel branches you may want to remove the center one. Keep an eye for branches that can be removed with narrow angle or weak angles or crotches leaving wide-angled or strong crotches

Sometimes a side branch has a smaller branch that heads too far up into the next “layer”, or goes too far down. You can cut some of these off to add more definition to your bonsai's branches.

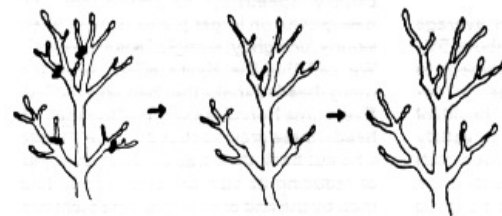
One often-quoted recommendation is to thin the bonsai so “that a bird could fly through.” However an overzealous attempt can lead to “The teacher meant a sparrow, not a goose!” Be careful that thinning doesn't turn into over-thinning. Practice and observation will teach

you how much is enough **Smaller annual growth** of branches  
Heading cuts are cuts that shorten branches, trunks or twigs A selective heading cut reduces the length of a branch by cutting back to a side branch or bud which is sufficiently large enough to take over as the branch's end. Selective heading is the “right way” to shorten a branch. It reduces the amount regrowth, looks more natural, and is easier on the health of the bonsai. But how big of a side branch is “big enough”? Well, it depends. The rule of thumb is that the remaining side branch should be at least half the diameter of the parent stem.



**SELECTIVE HEADING**

**Thicker branches** towards the center of the tree Thinning cuts take branches off completely. Follow the offending branch back to where it began as a bud and cuts it off there. Another way of saying this is to cut a smaller, or “side”, branch off of a larger branch. Generally speaking, thinning cuts don't make things smaller overall, they just reduce the bulk and clutter of the bonsai, making branches more available to sunlight.



**THINNING**

**Movement in branches** can be accomplished in several heading and thinning cuts. But also keep in mind that wiring is also an option.

Finally keep things balanced. Light pruning is the best way to manage this because it limits regrowth, preventing excessive growth from forming on one side but not on another. •Another important part of keeping a balanced form is by avoiding dramatic diameter differences. If you prune a thick branch back to a small side branch, the shape of that section will look unbalanced and out of proportion

# Holiday Folk Fair People's Choice Winners

November 20-22, 2015

Friday's Winner: Cascade— Rob P



Saturday's winner: Informal Upright  
Michelle Z



Sunday's Winner: Forest - Steve Co.

Thank you to everyone who voted!





PO Box 240822  
Milwaukee, WI 53224  
Www.milwaukeebonsai.org  
RETURN SERVICE REQUESTED

MBS will not have a meeting  
In December or January  
Boerner Botanical Gardens  
9400 Boerner Dr  
Hales Corners, WI 53130


#### 2015 MBS OFFICERS

President [Greg P](#)  
First VP [Kris Z](#)  
Second VP [Judy S](#)  
Secretary [Julie McN](#)  
Treasurer [Barbara S](#)  
Director [John Me](#)  
Director [Teri W](#)  
Director [Susan L](#)  
Past Pres. [Steve Co](#)

#### Other Club Functions

Newsletter [Melissa J](#)  
Webmaster [Pam W](#)

Director of Children's Education—Jean S  
PAB Board—Rob P, Ron F & Houston S



When the leaves change hue  
The air becomes nice and cool  
Fall is upon us  
~ Kris Z.