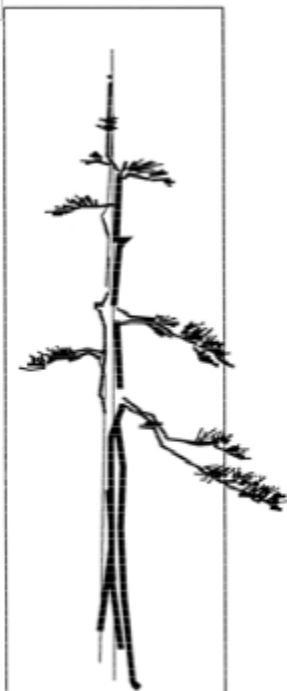


BONSAI NEWS

March 2019



*Milwaukee
Bonsai Society
PO Box 240822
Milwaukee Wi
53224*

*Information Line
414-299-9229*

March Meeting

Jennifer Price has had many years of bonsai work with Walter Paul and many other artists. She will be one of the headliners representing the United States in China for an International Bonsai forum in March. We are very lucky to have her come for our March meeting. It will be a great informative meeting.

She will be teaching us the basics of how to design a bonsai. For all of us, and especially us who didn't take art classes in school, this is a necessary part for you to design your own tree. She will teach us balance and form. It's always nice to have an artist sculpt a tree for you, but this will give you a better understanding of how the process works so you can design your own tree. It's like learning the language of bonsai design. The understanding of this process works with your initial design of a tree and for you to come up with a plan "B" when necessary. Some time, as you may know, an important branch may die or break and you will need to go another direction.

Also she will have a short slide show of her last trip to China.

She is a great teacher and we will have a fun meeting. Bring a few of your trees to ask her and other member's questions. Also, will be setting up a regular Show and Tell and Q&A table at all of the meeting for any of your basic or in depth questions.

March

Mar 5—**MBS meeting**

Jennifer Price-the art of bonsai

Mar 9—Novice Class*

Mar 23 — Novice Class*

Mar 23—Intermediate Class (A)*

Mar 24-Intermediate Class (B)*

Mar 31-Mark Fields workshop

April

April 2—**MBS meeting**

Mark Fields demo

Apr 6—Novice Class*

Apr 13—Novice Class*

Apr 27—Intermediate Class (A)*

Apr 28-Intermediate Class (B)*

May

May 7—**MBS meeting**

Member's trees

May 11 or 18—Novice Class*

June

June 4—**MBS meeting**

TBD

June 22—Intermediate Class (A)*

June 23-Intermediate Class (B)*

July

July 13—**MBS picnic**

Next Meeting

March 5, 2019

6:45 pm

Boerner Botanical
Gardens

President's Message March 2019

With the mild weather we had in December and half of January I really thought we were in for an early Spring. Now I have the feeling that winter will never end! I guess the groundhog was a bit off on his prediction this year.

I hope everyone enjoyed the first meeting of 2019 on Saturday February 16th. Chris Baker had a lot of really good information to share with us on pot selection. I now realize why I have so many unused pots at my house; I tend to buy pots that I like even if I don't have a tree to put in them yet. Some day I might find the perfect tree to put in my favorite pot!

The March meeting is right around the corner and features Jennifer Price who will be talking about the art of bonsai. Jennifer is a world class bonsai artist who is excited to share some information with us regarding bonsai displays. Having not taken an art class before I expect to learn a lot at this meeting. I hope you will find it informative as well.

The end of March/beginning of April brings Mark Fields to Milwaukee. Mark will be conducting 2 workshops and having a demonstration at our April meeting. I met Mark down in Chicago over the summer and look forward to seeing him again.

The Executive Committee is busy at this time of the year putting the finishing touches on planning the rest of 2019. As always, if you have an idea or two you would like to see for a monthly meeting, please let one of the board members know so we can consider the topic for an upcoming month.

Hopefully everyone is staying warm and no one loses any trees this year. I look forward to seeing everyone in March!

Stay warm!

Melissa J.





LIBRARY NOTES:

Did you know that two of the MBS members have been featured in recent BONSAI Journal of the American Bonsai Society journals? Jack Douthitt has an article about the inception of the permanent bonsai collection at Lynden Sculpture Gardens and Steve Carini is featured in an article about "regional bonsai care". The library does not have a subscription but I will make these journals available at the next few meetings for people to peruse.

Also PLEASE check your books to see if you have something that needs to be returned to your library. There are many outstanding books and periodicals in need of return. We don't have any set return date but 2-3 years seems a bit of a stretch. The book police may be the next step.

We try to have your library open for 30 min before and during the meetings. Let us know what we can do to improve service.



WISCO BONSAI

www.WiscoBonsai.blogspot.com
www.WiscoBonsai@gmail.com

WISCO BONSAI

DELIVERY TO MBS MEETINGS AVAILABLE.


(ALSO TO THE GENERAL METRO AREA WITH MINIMUM PURCHASE OR SMALL FEE)

PROVIDING SUPERIOR BONSAI PRODUCTS SUCH AS U.S. SOURCED SUBSTRATES, U.S. MADE CUT-PASTE AND CUSTOM BLENDED FERTILIZERS.

SEE ALL THE PRODUCTS: www.WiscoBonsai.blogspot.com

ALSO TAKING ORDERS FOR LARGE QUANTITIES OF SUBSTRATE

contact: WiscoBonsai@gmail.com




Control Pest Species C - J

Quiet Crow Bonsai is a collection of articles, essays, and views for bonsai artist, devotees and supporters. www.QuietCrowBonsai.com.

As bonsai artist, we may not be familiar with pest, but we look at the symptomatic damage to bonsai to help control pest.

Cedrus – True Cedar

Cryptomeria Scale – This scale is found on many conifer species including fir, Cedrus, Chamaecyparis, Cryptomeria, pine, spruce, Taxus and hemlock. As the scale draws out sap from the needles it causes a yellowing spotting of the foliage. Heavy infested plants are chlorotic. Dieback occurs when populations are high. A well-timed and thorough spray of horticultural oil during the dormant season, or soon after scale crawlers are active in late winter to early summer, can provide good control of most species of scale.



Soft brown scale – a soft oval scale that usually resemble the host plant color making the infestation hard to notice. Plants are weakened and stunted. Needles turn black with honeydew. Malathion will kill this scale as it is less protected in its shell than other scales. Use two or three applications at three week intervals.

Celtis – Hackberry

Hackberry Lace Bug - Lace bugs are sap feeding insects. They rest on the underside of the leaves and pierce the leaf epidermis with their sucking mouthparts. This causes the characteristic bleached appearance of the leaves (see damage under Azalea Lace Bug in last month article.)



Insecticides for lace bugs include insecticidal soap, Orthene, and Malathion. (See control for Acer Aphids)

Hackberry Psyllids – often called Hackberry Nipplegall Maker because nipple-shaped galls develop on the underside of infested leaves. The insect resembles miniature cicadas and are a dark, mottled-gray. After adult psyllids come out of hibernation in the spring, they lay eggs on emerging leaves of hackberry trees. After the egg hatches, the young psyllid starts feeding, and the leaf responds by growing abnormally. It develops a small pocket that surrounds the insect, forming a "gall" (photo below). The psyllid spends the rest of the summer sucking on tree sap safely within the small gall. Several species of gall-making psyllids infest hackberry trees. Infested hackberry trees do not seem to be harmed by these galls, but their abundance makes hackberry leaves look pretty ugly. Again control includes insecticidal soap, Orthene, and Malathion. (See control for Acer Aphids)



Crataegus - Hawthorn

Apple Aphid – green apple aphid feeding causes leaves to curl and twigs to become stunted. Hawthorns are prone to get this aphid and many others on new growth. During the season generations occur every two weeks. Spray with Malithion as they appear. (See control for Acer Aphids in last month article.)

Juniperis - Juniper

Spruce Spider Mite - is considered one of the most destructive spider mites in the United States. It injures the foliage of spruce, arborvitae, juniper, hemlock, pine, Douglas-fir, and occasionally other conifers. It can be quite the nuisance and very detrimental to host bonsai. Several other factors can also cause an increase in mite populations. Excessive use of nitrogen fertilizers make foliage more succulent and favorable for mites. Non-selective insecticide treatments that kill beneficial predators of mites give the mites an advantage. The Spruce spider mite damages host plants by sucking plant fluid from needles as they feed. Infested trees at first have a speckled, yellowish appearance, and lack rich green color. After prolonged feeding, needles turn rusty colored and may drop prematurely. Mites usually attack older needles located in the lower and inner parts of the plant. Damage may spread as the season progresses.



The spruce spider mite overwinters as eggs in bud scales or on the needles and bark of the host plant. There are 7-10 generations a year. Each can be completed in only 3-4 weeks. Pest management strategies include monitoring in spring and early fall by tapping the branch over a sheet of white paper. Washing mites and eggs off the foliage with a strong stream of water bi-weekly. Insecticidal soap or horticultural oil are less harmful to beneficial insects that help keep mite populations in check. These materials kill mites and insects by smothering them. May have some limited activity against the spider mite egg but usually has to be reapplied within 10 to 14 days. Most oils are petroleum based, but some are vegetable based. Horticultural oil can burn foliage if agitation is not adequate. Needles of blue-needled juniper or evergreens sprayed with an oil spray will turn green. The new unsprayed needles, however, will be blue. Soaps do not have this effect on needle color.

Apply Neem or a pyrethrins (natural insecticides extracted from certain chrysanthemums) late in the season to kill adults before they lay eggs that will overwinter. This is a contact spray which rapidly penetrates insect nervous systems causing paralysis.

Pyrethrins naturally break down quite rapidly on exposure to sunlight, with residual toxicity persisting for less than one day. If a fall infestation was severe, apply a dormant oil spray in mid-winter to kill overwintering eggs.

Another management strategy is to use Lime Sulfur. Sulfur is a natural element that is toxic to fungus. It is used for the control and prevention of black spot, rusts, leaf spots and powdery mildew on roses, other ornamentals, fruits and vegetables. It is also used less frequently as a miticide on some of the above. Sulfur disrupts the metabolic functioning of fungi and is one of the oldest known pesticides. Read the label carefully of the brand and formulation you have selected. Apply the product according to the directions on the label. Reapply two or three more times at 7-10 day intervals. Since sulfur is abrasive to some metals, apply sprays with a plastic sprayer. Foliar injury may occur from applications made above 85 degrees F. Sulfur has low toxicity to humans, however, sulfur can irritate skin and eyes and spray vapors should not be inhaled. Non-toxic to birds, bees and fish

Kill stubborn spider mite populations with a commercial miticide. Products containing kelthane (such as Dicofol) endosulfan (Thiodan) a broad-spectrum miticide can give good control. Cygon which I use for my birch is a nerve poison. It does not control the mite egg and needs to be reapplied in 10 to 14 days if mite eggs are present when trees are treated. It also controls hemlock rust mite and elongate hemlock scale.

Spider mites are usually not killed by regular insecticides, so be sure to check the pesticide label to see if the designation "miticide" is present. Pesticides claiming "for mite suppression" are usually weak miticides and will not perform well or may require repeated applications. At present, there are no true miticides registered for "over-the-counter" (OTC) use, so most home gardeners will have to use insecticidal/miticidal soaps and/or oils. Miticides that do not have "Restricted Use Only" can be purchased by a home owner, but only from professional suppliers and Internet websites, usually in professional quantities. All of these miticides have "For Professional Use Only," which has no legal status for restricting sales. However, miticides that state "Restricted Use Only" require a pesticide applicators license. Non-restricted use miticides are: abamectin (=Avid®), bifenazate (=Floramite®), hexythiazox (=Hexagon®), Sanmite®, and spiromesifen (=Forbid®). If a miticide has been used correctly and the spider mite population has not been controlled within five to seven days, do not use the same miticide! The mite population may be resistant to the miticide and you should select a miticide with a different mode of action.

These miticides require good coverage to give good results. It is important to scout, using the hot spot scouting method, after pesticide application to determine if adequate control was achieved. Wait at least 1-to-2 weeks after application before scouting. Don't be fooled by immature mites that are molting. These may appear dead when they aren't. If there is any question, look at it again the following day.

That's it for my greatest continued nuisance on junipers. Next month we'll take a loop at pines.



PO Box 240822
Milwaukee, WI 53224
Www.milwaukeebonsai.org
RETURN SERVICE REQUESTED

Next MBS meeting will be
March 5, 2019 at 6:45pm
Boerner Botanical Gardens
9400 Boerner Dr
Hales Corners, WI 53130

2018 MBS OFFICERS

President	Melissa J
First VP	Bryan L
Second VP	Erich B
Secretary	Leo S
Treasurer	Wally V
Director	Rob P
Director	Rick W
Director	Phil R
Past Pres.	Judy S

Other Club Functions

Newsletter	Melissa J
Webmaster	Pam W
Director of Children's Education—	Jean S
PAB Board—	Ron F, Houston S & Jean S



Bonsai on display
With admiring passers by
Then artistry shared

~Joe N