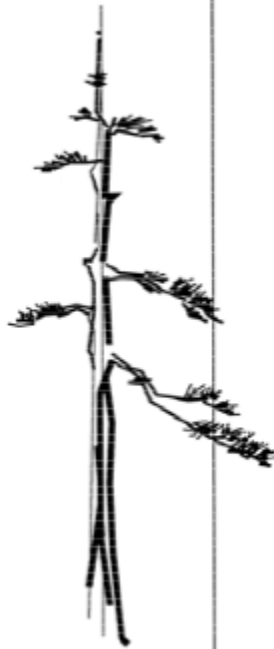


BONSAI NEWS

June, 2020



*Milwaukee
Bonsai Society
PO Box 240822
Milwaukee Wi
53224*

*Information Line
414-299-9229*

Roses are red and bonsais are green
I miss all the people that I haven't
seen.

We use to get together on the first
Tuesday night.
Now my bonsai friend are far out of
sight.

But soon the virus will die down
enough
For you to bring our trees and show
off your stuff

With the help face masks and at a
safe distance,

And maybe some will have Covid
resistance.

Maybe be July 7th will be our lucky
day.

We could picnic in the park and
drink until dark and that d&#m
virus will stay away.

Bryan Lorentzen.

April

April 4 –Novice Class #4*

April 5-Intermediate Class #1*

April 7 – **MBS meeting**

Fertilizing: Chemical vs
Organic

April 26-Intermediate Class #2*

May

May 2 –Novice Class #5*

May 5 – **MBS meeting**

BYO Repotting Workshop

May 9-10 Chicago Exhibit

May 24-Intermediate Class #3*

June

June 2 – **MBS meeting**

Group Slash

June 26-28–MABA*

July

July 7 – MBS picnic/meeting

Yamadori talk

**Next Meeting
TBD**

**Boerner Botanical
Gardens**

*Open to MBS members only



MABA/MILWAUKEE 202ONE

WE COME TOGETHER TO MAKE OUR COMMUNITIES STRONGER
THROUGH BONSAI

CHALLENGES

As the COVID-19 (novel coronavirus) outbreak continues, our mission is to put people first!

[Read More.](#)

In the mean-time our commitment remains to you.

[Read More.](#)

ARTIST / WORKSHOPS

Beginner friendly artist will help you get started. [Read More.](#)

Workshop and material opportunities. [Read More.](#)

PLANNING

Learn from the Best is the first of 10 reasons to attend MABA Milwaukee regional convention.

[Read More.](#)

Book your accommodations, purchase registration and Plan your daily activities. [Read More.](#)

VENDORS / EXHIBIT

The 202One convention will feature a Thursday evening reception dedicated to the vendors. [Read More](#)

And an innovative, world class MABA exhibit. [Read More](#)

RE-FOCUS

As the MABA/Milwaukee 2020 Committee continues to monitor the uncertainty of recent months, we are pleased to announce that the MABA convention has been reschedule. The new date of the MABA/Milwaukee 202One Convention is **June 10-13, 2021.**

To our amazement, all of the artists and vendors have been able to re-organize their schedules to be a part of our celebration. Even François has declined other invitations so as to share his time and talent with all of you next June, 2021.

Re-Focus MABA/Milwaukee 202One

www.milwaukeebonsai.org/maba



June 10 – 13, 2021

Re-focus on Bonsai

Re-focus on Artists

Re-focus on Fellow Enthusiasts

François Jeker (France)

Ted Matson (California)

Mark Fields (Indiana)

Byron Myrick (Mississippi)

Jennifer Price (Illinois)

Todd Schlafer (Colorado)


Steve Carini (Wisconsin)

Ron Fortmann (Wisconsin)

BROUGHT TO YOU BY

The **Mid-America Bonsai Alliance** (MABA) is an organization made up of local bonsai clubs and societies from nine Midwest U.S. states and Canadian provinces.

The **Milwaukee Bonsai Society** (MBS) mission is to create a rich and diverse community through its inspiring bonsai exhibits, education, and community engagement.



Quiet Crow Bonsai is a collection of articles, essays, and views for bonsai artist, devotees and supporters. www.QuietCrowBonsai.com.

Bonsai Project Birch

Fifteenth Repot

This clump paperbark birch was collected in upper Michigan in an overgrown golf course in 1995. I potted it with a tourniquet around the taproot to force development of roots above it. In 1997, I purchased this new Sara Raynor show pot for it and it has been repotted 14 times since for a total of 15 repots.

Getting it ready for MABA/Milwaukee 2020 show which is now postponed to June of 2021 gives me a chance to share this repotting. Starting a little before 2:00 pm it took 20 minutes to free the roots from the side of the pot. Even though this is a slight belly pot it takes digging and sawing roots to free it from the sides and be able to free it from the pot.

Once removed from the pot the real work begins first, clean the pot, add new screens if needed and ensure the pot is ready to receive the tree once you have trimmed the roots. By cleaning the pot before you begin trimming ensures that the tree roots stay viable.

Now you can begin preparing the trees. Remove soil from the bottom and trim all large roots. Do the same for the sides. Then using a sturdy handmade chopstick from our club member Scott D., tease all roots out from the trunk and ensure they do not cross. More importantly trim roots in a deep slope from the trunk to the soil edge. This technique encourages the roots to develop in a horizontal manner.

Check the fit of the tree in the pot. I needed to trim a bit more from the bottom of the roots so it sat a bit deeper in the pot. Then add soil and any additives you like. I used Aoki blend soil (from Steve C.) with a trace amount of Azomite, RootBlast (a recommendation from Kris Z.) and triple phosphate.

When setting the tree, I sprinkle my secret ingredient directly on the roots (Chappy's Mycorrhizal Inoculant). Make sure to center the tree from left to right and slightly back. Using a turntable helps with these large trees.


This tree had not leafed out at this writing so below is a picture from MABA Indianapolis of 2015.



Using a root hook, root saw and farrier's small hoof knife, free the roots from the pot.




Using a chopstick and bonsai shears removed much of the soil and trimmed roots from the bottom and sides.



Check the tree in the pot for fit both in depth and sides.



Trim more roots from the bottom so it sits deeper the pot.



PO Box 240822
 Milwaukee, WI 53224
 Www.milwaukeebonsai.org
 RETURN SERVICE REQUESTED

Next MBS meeting will be
 TBD
 Boerner Botanical Gardens
 9400 Boerner Dr
 Hales Corners, WI 53130

2020 MBS OFFICERS

- President [Bryan L](#)
- First VP [Randy W](#)
- Second VP [Erich B](#)
- Secretary [Rick W](#)
- Treasurer [Clif O](#)
- Director [Phil R](#)
- Director [Greg R](#)
- Director [Dave M](#)
- Past Pres. [Melissa J](#)

Other Club Functions

- Newsletter [Melissa J](#)
- Webmaster [Pam W](#)

PAB Board—Ron F, Houston S & Judy S



WISCO BONSAI

DELIVERY TO MBS MEETINGS AVAILABLE.
 (ALSO TO THE GENERAL METRO AREA WITH MINIMUM PURCHASE OR SMALL FEE)
PROVIDING SUPERIOR BONSAI PRODUCTS SUCH AS U.S. SOURCED SUBSTRATES, U.S. MADE CUT-PASTE AND CUSTOM BLENDED FERTILIZERS.
SEE ALL THE PRODUCTS: www.WiscoBonsai.com
 ALSO TAKING ORDERS FOR LARGE QUANTITIES OF SUBSTRATE
contact: WiscoBonsai@gmail.com



In Isolation

If I feel lonely
 I ponder a single bloom.
 I am not alone...
 ~Lisle Ryder