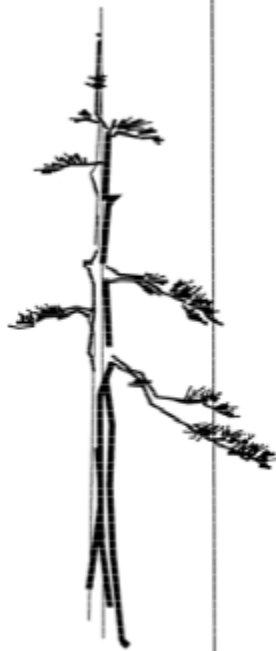


BONSAI NEWS

August 2021



*Milwaukee
Bonsai Society
PO Box 240822
Milwaukee WI
53224*

Upcoming meeting

MBS picnic/Jennifer Price visit, take 2.

Due to inclement weather last month we had to cancel the picnic/Jennifer Price visit. This month we have moved the location to Lynden Sculpture Gardens and have a back-up plan.

If there is rain or we need shade there will be a tent available for us to use!

Bring a tree, your lawn chair, table, tools, questions and smile to this free workshop. Ask Jennifer questions, get advice or just show off your tree.

Bring your own food and drinks; visit and talk bonsai with your MBS friends. It has been a long time since we have been together, don't miss this chance!!! No masks are required.

July

July 31 Picnic/Jennifer Price
12pm-4pm Lynden
Sculpture Gardens

August

Aug 5-15 WI State Fair

Aug 27-29 Annual Exhibit
Lynden Sculpture Gardens

September

Sept 1—Club Ponderosa
Pine's repotting/State
Fair Winners
(Indoor meeting at
Boerner)

Next Meeting

**Sept 1 6:30pm
At Boerner**



HELP! We need you and your trees!

State Fair is fast approaching and there are still 84 open tree sitter spots and we currently only have 4 trees for the 1st and 2nd exhibit and 5 trees for the 3rd exhibit. When you have time, please go to the Eventbrite link below to sign up for tree sitter and/or to add your trees to any or all of the exhibits. The tree drop-off and pick up information is included below. If you want to show a tree or many trees but the drop-off or pick up schedule does not work for you, please contact me, Erich, at 262-898-0875. I can help with getting help with transporting trees from one of our club members.

State Fair Exhibit Schedule:

Exhibit #1 August 5 – 7
Exhibit #2 August 8 – 11
Exhibit #3 August 12 – 15



Trees are dropped off and picked up at the strip mall parking lot in front of Piggly Wiggly at approx.. 102nd and National Ave, just west of the old Bakers Square. Meet in the area nearest to National Ave.

Drop off/Pick up Schedule:

Exhibit #1 – Drop off: Wed. Aug. 4 (6-6:30pm) Pick up: Sunday Aug 8 (9-9:30am)

Exhibit #2 – Drop off: Sat. Aug 7 (6-6:30pm) Pick up: Thurs Aug 12 (9-9:30am)

Exhibit #3 – Drop off: Wed. Aug 11 (6-6:30pm) Pick up: Monday Aug 16 (9-9:30am)

WISCONSIN STATE FAIR
AUGUST 5-15, 2021 Presented By 




**We are trying to
have a picnic
again!**

Saturday July 31st at the Lynden Sculpture Gardens

- Starts at Noon and goes to 4-5
- You can drop off in the lot near the bonsai garden. If physically unable you can stay parked in the lot.
- There will be a tent at the garden if we need it for sun or rain
- Jennifer Price, from Chicago, will be there by 2pm. Maybe before.
- Bring your trees to show or ask Jennifer questions
- We will set up a “Jennifer circle” so she can help with all trees just like a work shop **but it's free!**
- Bring a table, Chair, tools and your smile
- Bring your own food and drinks
- **NO MASKS are required**
- Come and have fun and talk bonsai and whatever with your friends
- MBS has Kusomono pots for sale and others may bring things for sale

WISCO BONSAI NOW HAS THE AREA'S LARGEST SELECTION OF ARTISIAN, HANDMADE BONSAI POTTERY, MUCH OF WHICH CONSISTS OF LOCAL AND REGIONAL ARTISTS.



WISCO BONSAI
www.WiscoBonsai.com

WE ALSO NOW CARRY A LINE OF TOOLS GEARED TOWARD THE BEGINNER AND NOVICE AMONG US, ALONG WITH ALL MANNER OF BONSAI SUNDRIES, SUCH AS, COPPER & ALUMINUM WIRE, JIN SEAL, WOUND PUTTY, ETC.

AND OF COURSE THERES THE SUBSTRATE, WISCO GOLD... ASK FOR IT BY NAME !!! WE ALSO OCCAIONALLY HAVE OTHER RAW SUBSTRATE COMPONANTS AVAILABLE (PUMICE, LAVA, ETC).

GOT ORCHIDS ? WE HAVE A SUBSTRATE FOR THOSE TOO !!!

WiscoBonsai@gmail.com 414-248-3827 www.WiscoBonsai.com

DUE TO COVID, SHOP CURRENTLY OPEN BY APPOINTMENT ONLY AND ALL SAFETY MEASURES ARE IN PLACE.

2022 Slate of Officers

President-Erich B

1st VP-

2nd VP- Teri W

Secretary-Rick W

Treasurer-Clif O

Director-Greg R

Director-John N

Director-Irene H

Past President-Bryan L

COFFEE CANS NEEDED.

If you have the small red or green Folger's plastic coffee cans, please consider donating them to MBS. We need them for raffle cans at the MABA Convention in 2022. If you're coming to the Picnic on July 31 at Lynden, you could bring them then. Or bring them to other MBS functions.



Harry & Peg Bradley's Backyard Barbecue

August 26, 2021—5-8pm



Tickets

Thursday, August 26, 2021 5-8 pm

2145 West Brown Deer Road, Milwaukee, WI 53217

Due to the pandemic, we have made some changes to our ticketing options. Purchase single tickets to be seated at a socially distanced communal table. Purchase a table for 4, 8 or a Family Pass to be seated with your own group.


Single ticket options: \$75 per adult / \$25 per child

Table options: \$600 per table of 8 / \$300 per table of 4 / \$175 per family (up to 2 adults and 2 children under 18)

If you are interested in a different configuration, give us a call at 414-446-8794.

(\$360 of each table of 8, \$180 of each table of 4, \$85 of each family pass, and \$45 of each single adult ticket is tax deductible.)

[Register for tickets online.](#) If you prefer to pay by phone, give us a call at 414-446-8794.



MABA/MILWAUKEE 202TWO

WE COME TOGETHER TO MAKE OUR COMMUNITIES STRONGER THROUGH BONSAI

MABA

The Mid-America Bonsai Alliance (MABA) is an organization made up of local bonsai clubs and societies from nine Midwest U.S. states and Canadian provinces.

MBS

The Milwaukee Bonsai Society (MBS) mission is to create a rich and diverse community through its inspiring bonsai exhibits, education, and community engagement.

SAME VISION

Sharpen Your Vision
MABA/Milwaukee 2020
www.milwaukeebonsai.org/maba



June 25 - 29, 2020
Hawthorn Hotel
1800 Wisconsin Avenue
Milwaukee, WI 53233

François Jeker, France
Ted Manna, USA
Mark Strub, USA
Soren Mork, Canada
Archie Pines, USA
David Palfrey, Canada
Steve Smith, USA
Scott Beaman, USA

NEW DATES / MORE WORKSHOPS

On June 23-26, 2022, Bonsai artists and MABA members are heading to Milwaukee, WI for the MABA/Milwaukee Convention! In part to see headlining artist François Jeker from France or any of the other nine artists.

Following the unprecedented 2020 pandemic we postponed this convention twice. The safety and the well-being of all those that come together for this event will always come first. Now with the country starting to feel safe, our partner artist and vendors agree to go forward.

Additionally, the hotel has spent this past year remodeling and has also agreed to continue as host hotel and has not changed room rates or the special breakfast package. With this remodel, we also have room for three more workshops!

If you have a registration from a previously postponed MABA/Milwaukee 202x convention, you are all good. All registrations and workshops are automatically transferred to MABA/Milwaukee 202Two in June of 2022 so no action on your part is required.



Above is a rendering of innovative world class MABA exhibit, a look at the host hotel for your accommodations and headlining artist François Jeker from France.

Due to the evolving nature of the circumstances surrounding COVID-19, we are committed to announcing our full Health & Safety plan no later than 30 days before the show.

We can't wait to see you next spring!

The MABA/Milwaukee 2020 Committee and Team.

Bonsai Judging Criteria

Chris Baker
Curator of Bonsai
Chicago Botanic Garden

Without a true judging standard, it seems people are often confused and discouraged by having trees judged and receiving constructive or not so constructive suggestions. With each artist having his or her own style, teachings and philosophies, it is safe to say just about every judge looks for different things and evaluates trees in a different manor. Though I have no idea what other judges are looking for I do have at least some idea of what I am. I thought I would share this with your group so people know what to expect if they are putting trees in the State Fair Show, that I am judging in August.

To me a display tells a story about a particular tree, its species and where it comes from.....it is a snapshot of a moment in time in that trees life. Tell me a story.

Style: Natural vs Traditional vs whatever. This maybe one of the biggest difference between judges and most likely based on who they studied with. Some obviously some think the "traditional or Neo-classical" style is the only way, while others would more likely prefer the more "naturalist, or American style" bonsai. Truth is I do not care what style you choose, I care how you represent it. I studied in Japan, and at the National Collection in Washington DC...both of which were in a very traditional style of bonsai design and pots. I have also spent time studying with American bonsai professionals who use a more natural style including Larry Jackle and Arthur Juora, 2 pioneers in natural style bonsai and using American collected species and American potters. When I first took over the collection at C.B.G. it was strictly a traditional bonsai collection. Seven years later it is easy to see the American influence including species, style and potters. We also have penjing in development. I like lots of style of "bonsai" and feel comfortable recognizing and evaluating them on their merit. **It is not my job to tell you how to style your tree or what kind of display to set up. It is my job to judge the display on the merits of what you present, and the execution in which you create it. You are telling the story not me.** Intention and purpose is important not the style.

Health: Tree health is always important in a display. Foliage color, leaf formation, pests are all considered in evaluation.

Wire: Of course we would not see wire in a tree in nature but in bonsai it is sometime a necessity. Try to limit wiring to the secondary and tertiary branches when possible. Guy wires might be a better alternative to wiring primary branches. Regardless of how much wire you use applying it properly and in a fashion that looks clean is important.

Development: How refined is the tree? Of course the more refined a tree is the "better" it seems. The more in scale and in proportion things are. A more refined, smaller leafed tree with the right amount of negative space is a great way to bring a tree to life in a display. You can still have a nice display with a less refined tree, however the level of refinement will impact how it's put together.

Container: The tree pot relationship is an important one. The right pot can really elevate the status of a tree and contribute greatly to the story being told by the artist. Size, shape, color, glaze, potter all come into play when making the perfect pairing of the two. Picking up subtle hints of color and texture really tie the two together. A container can also be an opportunity to create some contrast, like with a pink flower and a blue container. Weather it has a complimentary feel or more contrasting qualities the container should not distract from the tree but help elevate it in the display and be a part of the story.

Accent plants: What does it bring to the display?

Accent plants can contribute greatly to a display and show a **regional connection** to the tree. If you are displaying a battered mountain collected tree with a lush tropical plant, that does not contribute to the story and perhaps a small succulent or stone would be a better choice.

Accents can show **seasonal interest** as well. If you have a fall display try pairing with something that is seasonally appropriate and has seedpods or fruit or browning foliage. These will all help tell the story. A lush green plant at that time would not have the same affect.

Orientation or direction of an accent is important. Accents and pots typically face back into a tree, or have some part of the plant directing back to the tree. This helps bring your eye back into the display. However if you have wind influenced or windswept tree maybe something more balanced or with a slight direction away would tell a better story even through it directs your eye off the display. If that is the case, the rest of the display must follow suit. Intension is important. A stone or figurine might also be better in that case as they can lean back into the tree against the wind and still look natural.

Stands: Stands are somewhat like the containers in that they elevate and add another piece to the story as well as having a function. Viewing angle is important in display, especially in smaller trees. Try to elevate your tree to a good viewing height. Having a stand that fits the overall feel of the tree and pot is beneficial. Having a ponderosa pine in an American potter pot on a traditional stand would not tell a cohesive story. A more rustic stand or wood slab might be better in that case and tie into the natural feel. Like the container this is another opportunity to add some personal touch and expand the story beyond the tree, however make sure not to overshadow the tree.

Scroll: I am certainly not a scroll expert, but like most things in a display it should help tell the story with either regional or seasonal interest.

Tie down wires: There are many ways to conceal and anchor bonsai tie downs so they do not show in a display. Sometimes this means you need to explore some more advanced techniques during repotting especially on collected material. This is just another way to show your skill and present a clean looking tree.

Feeling of the overall display: What is the feel of the display, is there tension or balance? Harmony or chaos? Is it night or day (sometimes a scroll helps with that), what season is it?

Intension: No matter what type of tree, pot, stand, accent and display you choose put it together with an intension. Do things with the purpose of telling that tree's story how you see fit. And lastly, and most importantly the secret to success in any display or anytime you create bonsai either for yourself or for public viewing.... it is the most important thing to remember.....Have fun doing it!

I look forward to seeing you again soon!

Chris



What's Happening @ LSG?

By Michelle Z.

The bonsai exhibit at Lynden Sculpture Garden, owned and managed by the Milwaukee Bonsai Foundation and hosted and cared for by 18 MBS members who volunteer their time and expertise has seen record numbers of visitors thanks to FREE admission to LSG in 2021.


June and July have featured a beautiful continuously flowering bougainvillea, owned by MBS member and exhibit volunteer Susan L. It certainly has thrived in the unseasonably hot days of late spring and early summer. Thank you, Susan!

Kusamono containing dwarf meadowrue, blue-eyed grass, dwarf penstemon, Japanese blood grass, flowering thyme and variegated hosta brighten the exhibit. The potentilla has pushed early blooms and is minutes away from a continuously flowering display for the summer.

The mixed sedum border underplanting which anchors the ground layer of the exhibit has been flowering continuously and generously, probably the best flower display ever, perhaps due to the year of unintentional neglect in 2020 and the early heat?

The patio at the bonsai exhibit hosted its first bonsai class of 16 beginners, taught by members of MBS on a warm sunny June Saturday—it was almost too small, but the managers made it work and great fun was had by all. We look forward to future workshops on the patio!

The bonsai exhibit is open from 10 a.m. to 4 p.m. on Wednesdays, Saturdays and Sundays and by appointment. Plan to visit if you haven't already, the exhibit changes with the seasons.



Lushly blooming mixed sedum ground layer



Continuously flowering bougainvillea



PO Box 240822
Milwaukee, WI 53224
Www.milwaukeebonsai.org
RETURN SERVICE REQUESTED

Next MBS meeting will be
Sept 1, 2021 at 6:30 pm
At Boerner Botanical Gardens

2021 MBS OFFICERS

President [Bryan L](#)
First VP [Randy W](#)
Second VP [Erich B](#)
Secretary [Rick W](#)
Treasurer [Clif O](#)
Director [John N](#)
Director [Greg R](#)
Director [Dave M](#)
Past Pres. [Melissa J](#)

Other Club Functions

Newsletter [Melissa J](#)
Webmaster [Pam W](#)

PAB Board—Ron F, Houston S & Judy S



Beautiful sunrise
On a warm summer morning.
I wait for day's start.

Source: <https://www.familyfriendpoems.com/>