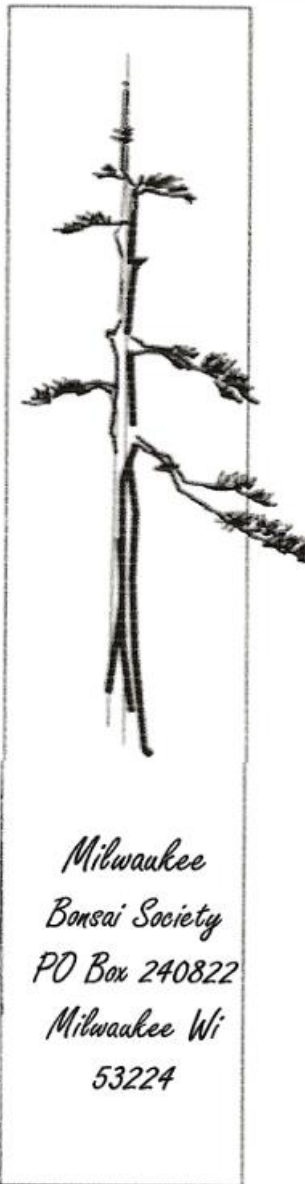


BONSAI NEWS

September 2023



Upcoming Meeting

This month's meeting will cover structural wiring and late summer cutbacks. The structural wiring portion will be demonstrated on a Ponderosa Pine by Brian and Steve. If you have attended any previous meetings where they have presented you will know that they don't always agree on how to get a tree looking its best, but the discussions they have are very educational and sometimes entertaining. After all, if they always agreed that would get boring! See you in September!

Next Meeting

Sept 2, 2023
9 am
Boerner
Botanical

September

- September 2 – Structural wiring/late summer cutbacks
- September 16 – Public Workshop
- September 23 – Skill Builder 101*

October

- October 7 – Pines/Getting trees ready for winter

November

- November 4 – Winter prep of your trees/Winter storage
- November 11 – Skill Builder 101*
- November 12 – Skill Builder 201*
- November 17 – Holiday Folk Fair

December

- December 2 – Monthly meeting

*Open to MBS members only

President's Message

Hello again fellow bonsai enthusiasts! I hope everyone is or will be getting their fill of bonsai in August. With another successful State Fair exhibit behind us, we can focus on the Midwest Bonsai show at the Chicago Botanical Gardens the weekend of August 18-20. Followed by the MBS Annual Exhibit August 25-27 at Lynden Sculpture Garden. Both events are free but there is a fee for parking at the Chicago show. If you plan on going, try to find someone, or a few people, to go with so you can split the cost of parking. Our annual exhibit is all free! Friday is the member only reception where you get a chance to meet the artist, listen to some critiques of the trees in the exhibit and purchase some raffle tickets for some awesome bonsai stuff. Food trucks will be there Saturday, BBQ truck, and Sunday, taco truck, as well as a selection of Lakefront Brewery beer.

Bjorn Bjorholm will be our guest artist and judge and will be doing a demo on a beautiful Andy Smith ponderosa pine that will be auctioned off after the demo. The demo is on Saturday from 1pm til about 3:30ish. If you ever wanted to get your hands on a quality piece of material without going completely broke, this is your chance. There will also be raffles, a display of trees in training, vendors selling supplies, trees, and pots, shenanigans, malarkey, cats and dogs, living together! Mass hysteria! (\$5.00 in raffle tickets to the first person that emails me with the correct movie reference, eab659@outlook.com). If you're new to the club or have never shown a tree, entering a tree in training is a great way to dip your toes in the exhibiting pond without being judged.

And now a word on volunteering. Thank you to everyone that tree sat and/or did a demo during the run of the fair. A special thank you to the new people that volunteered for the first time. I hope you had a great experience. With that said, yet again this year we were scrambling to fill shifts at the last minute some days. This makes me a bit sad. With all that the club offers, it's not too much to ask for members to volunteer for at least one 3 hour shift. I'm not trying to make anyone feel guilty or guilt you into volunteering, well, maybe a little. My point is that the club needs you, each and every one of you, to help make this club successful and to continue to do what we do. All I ask is that if you are considering volunteering for any of our events and you think, "ahh, somebody else will do it" remember, YOU are that somebody else.

Lastly, the September club meeting will be held on the first Saturday which falls on Labor Day weekend. I know some may have plans for that weekend, but I encourage everyone that can make it to come on down. Our meetings are a great way to meet members, make new friends, buy stuff, and most important learn about everything bonsai!

Looking forward to seeing you all at one of the upcoming events and the club meeting.

Erich

September '23 Main Presentation

Structural Wiring

Presenters: Brian S and Steve C

Here we are at the beginning of September. We have 3 more weeks of summer to go and let's hope it goes... rather stays sloooooowly !!

Late summer is when hardy trees begin to transition from summer foliar expansion to fall vascular growth. Hardy trees do this for a very important reason... to prepare for winter hardiness. They do this by moving sugars and starches from the foliage to the roots, nutrients from the roots to foliage and back to the roots, creating more complex chemistry within the cells of the root tissue. This complex liquid within the cells freezes at a lower temp... creating better winter hardiness.

This 'movement' is the part that pertains to this month's topic.

Movement of these sugars and starches through the vascular system of the tree's branches is what creates the larger, lighter part of the annual tree ring. As this expansion happens, on a newly wired branch, the branch begins to 'set' in place. Setting a branch in place is why we wire a tree.

Seasonally... this is the BEST time of the year to do aggressive wiring to set the structure for the tree. Branches are most flexible at this time. Once we apply this wire, the tree is let to go to put on fall growth of woody tissue.

Brian S and Steve C will present and demo this technique called **Structural Wiring**. They will be working on a Ponderosa Pine, purchased from Andy Smith of Golden Arrow Bonsai at MABA last June, and owned by a client of Steve's. Structural wiring implies the use of heavy wire, in this case copper wire. It requires thought to figure out how to apply the wire so the branch can be placed exactly where it is panned to go. And... it requires patience to leave it in place until it does its job. It may include using a guy wire to further attain the position of a branch. This process will be performed while you hear Brian and Steve think all these steps through, out loud.

Come join us at this month's MBS Meeting and see this valuable technique fully explained.



Wanted: Your Donations

The Annual Exhibit is quickly approaching, and the raffles need your donations. Have some pots, books, or bonsai supplies that you do not want? Consider donating them to the Annual Exhibit raffles. The raffles help to keep the cost of the workshops with the guest artist low.

Donations can be picked up (call or text Melissa: 414-350-5924, email: missyuc2@yahoo.com) or arrangements can be made to gather the donation items!



WISCO BONSAI NOW HAS THE AREA'S LARGEST SELECTION OF ARTISIAN, HANDMADE BONSAI POTTERY, MUCH OF WHICH CONSISTS OF LOCAL AND REGIONAL ARTISTS.

WE ALSO NOW CARRY A LINE OF TOOLS GEARED TOWARD THE BEGINNER AND NOVICE AMONG US, ALONG WITH ALL MANNER OF BONSAI SUNDRIES, SUCH AS, COPPER & ALUMINUM WIRE, JIN SEAL, WOUND PUTTY, ETC.

AND OF COURSE THERE'S THE SUBSTRATE, WISCO GOLD... THE BEST NON-JAPANESE MIX AROUND WE ALSO OCCASIONALLY HAVE OTHER RAW SUBSTRATE COMPONENTS AVAILABLE (PUMICE, LAVA, ETC).

SEVERAL SIZES OF KANUMA NOW AVAILABLE !!!

GOT ORCHIDS? WE HAVE A SUBSTRATE FOR THOSE TOO !!!

WiscoBonsai@gmail.com 414-248-3827 www.WiscoBonsai.com

INSTAGRAM @wisco.bonsai

THE SHOP NOW HAS REGULAR HOURS IN THE SPRING, SUMMER AND FALL. HOURS ARE UPDATED WEEKLY ON MY GOOGLE INFO SITE. OR, TO BE THE AMONG FIRST TO KNOW ABOUT ALL THE WORKSHOPS AND OTHER FUN GOING DOWN AT WISCO BONSAI, JUST SHOOT AN EMAIL AND I WILL ADD YOU TO THE EMAIL LIST.

"BONSAI IS THE ART OF NATURE, GUIDED AND NURTURED BY HUMAN HANDS" - KMIS

Annual Exhibit Call for Trees and Education Opportunities

By Pam W

The MBS Education Committee has identified three categories of bonsai skills that all bonsai enthusiasts should learn. Becoming proficient in these skills will give you the confidence to grow and maintain your trees.

Horticulture Skills - watering, fertilizing, seasonal care, repotting (Keeping my trees alive)

Styling Skills - Growing out trunks and branches, cutting back, pruning, building ramification, placing wire on a tree (Making the tree look good)

Presentation Skills - Pot selection, stand selection, accent piece selection and overall composition (pulling it all together and creating a great picture).

Each MBS member should reflect on the skill categories and self-determine at which level of proficiency their skills are at. The following describes these levels.

Open: You feel confident and reasonable proficient in performing these skills: Horticulture, Styling and Presentation.

Intermediate: You are becoming more confident/comfortable in performing these skills but you still are learning and refining these skills.

Novice: You are learning these skills and do not feel comfortable or proficient with all of these skills at this point in time.

CALL FOR TREES

We have had a year of general meeting presentations to help level up our skills and enjoy doing it! We have had one meeting on the display aspect of presentation and a second meeting on preparing your tree for show. We had a day long workshop early in the year to help set up your tree and selection process for exhibiting your tree. NOW is the time to up our presentation skills! This year's judge is rock star Bjorn Bjorholm. Have him help you reach a new level. Exhibit participation includes:

- An assessment of your presentation so you can improve it for a future exhibit.
- An assessment of your tree that shows horticulture needs that you can address.
- An assessment of specific styling areas you can concentrate on improving over this next year.

By listening and taking the evaluation from our judge Bjorn Bjorholm you can build on next year's goal for the tree. Additionally, MBS Executive Committee with the Education Committee will use the evaluation to help you reach that next level. We will be planning great quality general meetings around areas that are identified as needing improvement. Your exhibit participation is critical to setting the tone for 2024 education.

Education Opportunities with Bjorn Bjorholm

MBS is offering very special FREE Critiques with Bjorn on Saturday Mornings. Pick one of three timeslots at <https://www.eventbrite.com/e/bjorn-bjorholm-critique-tickets-645360971037?aff=oddtcreator>

The **demonstration Saturday afternoon is also free** and starts at 1:00. MBS is asking Bjorn to pick his pre-bonsai for this event. Everyone is welcome to watch this amazing transformation.

Save the History of your trees in Albums

I've been in bonsai for 9 years now. In that time, I have changed many wild trees, seeds and cuttings into pretty good bonsai. One of the things that I really like about bonsai is the journey. How a beat-up tree with just a few branches can turn beautiful. Or at least in the eyes of their creator.

I take pictures of each of my trees a few times a year. I use these for myself so I can relive the journey often. These pictures are also good when you are sharing the story with friends. As we all know, finding the right picture on your phone can be hard or impossible. If you want to bore someone to death or lose friends just stand in front of them and try to find a picture.

So, I take pictures with my phone and then they automatically go to the Google cloud. On a Google page in the upper right corner you will see what are called "tiles". They are 9 small squares. Click on them and see all of the free Google apps that you can use. I have lost pictures on hard drives and external hard drives before so I feel that the cloud is the safest place for them. I think the first 10,000 or so are free. I'm way over that but for most people that should be enough. 15 gigabytes.

Then I put them into a Google album to organize them. You can add more to your albums at any time. You will be able to share the "link" to your album with anyone. That way you don't have to share the actual pictures, just the link to the cloud where your pictures are.

If you want, you can go the next step and copy the link into a QR Monkey generator and make a QR for each album so others can see the journey your trees have taken. I have thought of a t-shirt covered with QRs for easy sharing. My wife doesn't like that idea.

Here is a link to one of my yews journey. <https://photos.app.goo.gl/K4cdf3THLRFoM8EGA>

And a link to a QR generator. It's easy and free. Put the link to your album into the "Your URL" box. <https://www.qrcode-monkey.com/>

Bryan

**Ancient
Arts Bonsai**
Bonsai Supplier Established
in 2005

Bonsai a Growing Hobby
Wisconsin's Leading Full Line Bonsai Supplier

Tools, Wire – Aluminum & Copper, Pots, Fertilizers
Soils – Akadama, Lava, Pumice, Kanuma, Blends
Trees – Tropical, Deciduous, Conifers, Evergreens
Services – Lessons, Consults, Repotting, Wiring, Boarding

See our updated Website: aabonsai.com
Email – aabonsai@charter.net
Phone – 262-490-8733

MBS Member's Corner

***Do you have something to share for the member's corner? If so, please email missyuc2@yahoo.com to be included in the next newsletter.

It is once again time for the annual MBS Executive elections. Voting will take place at the October meeting. The slate of 2024 nominees are:

| | |
|----------------------------|----------------------------|
| President – Rick W | 1 st VP – Pam W |
| 2 nd VP – Rob S | Treasurer – John N |
| Secretary – Greg R | Director – Joe T |
| Director – Mike B | Director – Irene H |
| Past President – Erich B | |

New Design Opportunity for Public Workshop Volunteers

By Pam W

Mentors to lead Assistants to help Beginners

Our new board member T. Michael B. has come up with an idea to help you grow as a designer. While some of you may not be ready to lead another person through a design process on a new tree, you can help by assisting a mentor who will lead the design process. This tiered approach will be tried at this year's 2023 Public Workshop Sept 16.

We are looking for a few designing mentors to lead a small group with designing of their first tree. We also need assistants to help these new members wire and grasp some of the concepts discussed about their new tree.

Sign up on EventBrite:


<https://www.eventbrite.com/e/public-workshop-2023-volunteers-tickets-700400937057>

State Fair 2023 August 3-13, 2023


The State Fair has successfully been completed for 2023. Visitors to the booth enjoyed all the trees and we may gain a few more members. Congratulations to all the ribbon winners who put the hard work into preparing their trees for the shows. The judges had a tough time choosing winners this year as the trees were all in top form.

More pictures and videos can be found at:
<https://photos.app.goo.gl/L4sUFjY3k3JFzdwcA>.


See you next year!



State Fair – 1st Show



State Fair – 2nd Show



State Fair – 3rd Show



PO Box 240822
Milwaukee, WI 53224
www.milwaukeebonsai.org

Next MBS meeting will be
September 2, 2023 @ 9am

2023 MBS OFFICERS

President [Erich B](#)
1st VP [Pam W](#)
2nd VP [Rob S](#)
Secretary [Rick W](#)
Treasurer [Clif O](#)
Director [John N](#)
Director [Irene H](#)
Director [Mike B](#)

Other Club Functions

Newsletter [Melissa J](#)
Webmaster [Pam W](#)
Librarian [Greg R](#)

PAB Board-Ron F, Houston S & Judy S



*Sweet September begins
Shorter days, darker nights
Homemade blackberry pies*

~Monia Curioos